


ČESKÝ POHÁR MX 2025

MX1+MX2

Dobřany 1,600 km

CELKOVÉ VÝSLEDKY MX1+MX2



Pos	No.	Name	Rok	Klub	Moto	Class	R1.	R2.	Total points
MX1									
1	107	MATYÁŠ JANDA	2000	DOLNÍ LUKAVICE	HONDA	MX1	25	25	50
2	161	PETR BULÍK	1989	KAZNĚJOV	KAWASAKI	MX1	20	22	42
3	49	JAKUB KOS	1993	STŘÍBRO	KTM	MX1	22	20	42
4	95	JAKUB ZELINKA	1995	VRANOVICE	HONDA	MX1	18	18	36
5	474	LUKÁŠ TOMÁŠEK	1994	PŘEŠTICE	KAWASAKI	MX1	16	16	32
6	641	MARTIN ACHBERGER	1991	HORŠOVSKÝ TÝN	SUZUKI	MX1	15	15	30
7	216	DANIEL LANGMAJER	1998	DNEŠICE	HONDA	MX1	14	14	28
8	11	MAREK UHRIN	1989	PODLUHY	KAWASAKI	MX1	13	13	26
MX2									
1	537	DOMINIK KUČERÍK	2006	TACHOV	KTM	MX2	25	25	50
2	524	MICHAL UBL	2005	LESANKA	GAS GAS	MX2	22	22	44
3	123	JAN ŠLAJS	2005	CHUDENICE	HUSQVARNA	MX2	20	20	40
4	55	ZDENĚK VITNER	1986	ŘEVNIČOV	HONDA	MX2	18	18	36
5	12	DAVID GÖRGES	1995	ČIŽICE	YAMAHA	MX2	16	16	32
6	54	TOMÁŠ VITNER	1989	ŘEVNIČOV	HONDA	MX2	15	15	30
7	511	JAKUB ŘÍHA	2011	BOR	KTM	MX2	14	14	28
8	69	ANTONÍN CUBR	2006	PLZEŇ	HONDA	MX2	12	13	25
9	115	JAN SADÍLEK	1995	ŠANOV	KAWASAKI	MX2	13	12	25
10	79	DANIEL PEKÁRNA	1995	PŘEŠTICE	HONDA	MX2	11	11	22
11	217	FILIP ŠEDA	2008	MIROVICE	YAMAHA	MX2	10	10	20
12	132	DOMINIK BABIC	2005	PASTUCHOVICE	HONDA	MX2	9	9	18

Chief of Timing & Scoring

Orbits

Race Director

www.cobratime.cz

ČESKÝ POHÁR MX 2025

Sorted on Laps

MX1+MX2

Dobřany 1,600 km

Závod 1

13.09.2025 13:00

Race started at 13:33:13

Pos	No.	Name	Rok	Klub	Moto	Laps	Total Tm	Diff	In Lap	Best Tm	Points
MX1											
1	107	MATYÁŠ JANDA	2000	DOLNÍ LUKAVICE	HONDA	13	24:24.251		4	1:53.297	25
2	49	JAKUB KOS	1993	STRÍBRO	KTM	13	24:46.006	21.755	3	1:56.109	22
3	161	PETR BULÍK	1989	KAZNĚJOV	KAWASAKI	13	25:06.963	42.712	5	1:57.435	20
4	95	JAKUB ZELINKA	1995	VRANOVICE	HONDA	13	25:44.027	1:19.776	9	2:00.741	18
5	474	LUKÁŠ TOMÁŠEK	1994	PŘEŠTICE	KAWASAKI	12	24:40.400	1 Lap	5	2:04.535	16
6	641	MARTIN ACHBERGER	1991	HORŠOVSKÝ TÝN	SUZUKI	12	25:26.863	1 Lap	4	2:06.312	15
7	216	DANIEL LANGMAJER	1998	DNEŠICE	HONDA	12	26:06.152	1 Lap	4	2:11.451	14
8	11	MAREK UHRIN	1989	PODLUHY	KAWASAKI	11	24:35.397	2 Laps	5	2:15.034	13
MX2											
1	537	DOMINIK KUČERÍK	2006	TACHOV	KTM	13	24:35.617		3	1:54.583	25
2	524	MICHAL UBL	2005	LESANKA	GAS GAS	13	24:58.043	22.426	5	1:56.925	22
3	123	JAN ŠLAJS	2005	CHUDENICE	HUSQVARNA	13	25:48.276	1:12.659	2	1:59.596	20
4	55	ZDENĚK VITNER	1986	ŘEVNIČOV	HONDA	13	26:08.543	1:32.926	5	2:01.312	18
5	12	DAVID GÖRGES	1995	ČIŽICE	YAMAHA	12	24:26.225	1 Lap	8	2:03.814	16
6	54	TOMÁŠ VITNER	1989	ŘEVNIČOV	HONDA	12	24:30.150	1 Lap	8	2:03.256	15
7	511	JAKUB ŘÍHA	2011	BOR	KTM	12	24:32.436	1 Lap	12	2:03.957	14
8	115	JAN SADÍLEK	1995	ŠANOV	KAWASAKI	12	24:55.862	1 Lap	7	2:05.481	13
9	69	ANTONÍN CUBR	2006	PLZEŇ	HONDA	12	25:22.531	1 Lap	5	2:08.011	12
10	79	DANIEL PEKÁRNA	1995	PŘEŠTICE	HONDA	12	26:30.083	1 Lap	4	2:14.132	11
11	217	FILIP ŠEDA	2008	MIROVICE	YAMAHA	11	25:30.282	2 Laps	2	2:20.113	10
12	132	DOMINIK BABIC	2005	PASTUCHOVICE	HONDA	5	10:33.310	8 Laps	2	2:13.173	9

Margin of Victory	Avg. Speed	Best Lap Tm	Best Speed	Best Lap by
11.366	51,139	1:53.297	50,840	107 - MATYÁŠ JANDA

Chief of Timing & Scoring

Orbits

Race Director

www.cobratime.cz

ČESKÝ POHÁR MX 2025

Sorted on Laps

MX1+MX2

Dobřany 1,600 km

Závod 1

13.09.2025 13:00

Race started at 13:33:13

Pos	No.	Name	Rok	Klub	Moto	Laps	Total Tm	Diff	In Lap	Best Tm	Points
1	107	MATYÁŠ JANDA	2000	DOLNÍ LUKAVICE	HONDA	13	24:24.251		4	1:53.297	25
2	537	DOMINIK KUČEŘÍK	2006	TACHOV	KTM	13	24:35.617	11.366	3	1:54.583	25
3	49	JAKUB KOS	1993	STŘÍBRO	KTM	13	24:46.006	21.755	3	1:56.109	22
4	524	MICHAL UBL	2005	LESANKA	GAS GAS	13	24:58.043	33.792	5	1:56.925	22
5	161	PETR BULÍK	1989	KAZNĚJOV	KAWASAKI	13	25:06.963	42.712	5	1:57.435	20
6	95	JAKUB ZELINKA	1995	VRANOVICE	HONDA	13	25:44.027	1:19.776	9	2:00.741	18
7	123	JAN ŠLAJS	2005	CHUDENICE	HUSQVARNA	13	25:48.276	1:24.025	2	1:59.596	20
8	55	ZDENĚK VITNER	1986	ŘEVNIČOV	HONDA	13	26:08.543	1:44.292	5	2:01.312	18
9	12	DAVID GÖRGES	1995	ČIŽICE	YAMAHA	12	24:26.225	1 Lap	8	2:03.814	16
10	54	TOMÁŠ VITNER	1989	ŘEVNIČOV	HONDA	12	24:30.150	1 Lap	8	2:03.256	15
11	511	JAKUB ŘÍHA	2011	BOR	KTM	12	24:32.436	1 Lap	12	2:03.957	14
12	474	LUKÁŠ TOMÁŠEK	1994	PŘEŠTICE	KAWASAKI	12	24:40.400	1 Lap	5	2:04.535	16
13	115	JAN SADÍLEK	1995	ŠANOV	KAWASAKI	12	24:55.862	1 Lap	7	2:05.481	13
14	69	ANTONÍN CUBR	2006	PLZEŇ	HONDA	12	25:22.531	1 Lap	5	2:08.011	12
15	641	MARTIN ACHBERGER	1991	HORŠOVSKÝ TÝN	SUZUKI	12	25:26.863	1 Lap	4	2:06.312	15
16	216	DANIEL LANGMAJER	1998	DNEŠICE	HONDA	12	26:06.152	1 Lap	4	2:11.451	14
17	79	DANIEL PEKÁRNA	1995	PŘEŠTICE	HONDA	12	26:30.083	1 Lap	4	2:14.132	11
18	11	MAREK UHRIN	1989	PODLUHY	KAWASAKI	11	24:35.397	2 Laps	5	2:15.034	13
19	217	FILIP ŠEDA	2008	MIROVICE	YAMAHA	11	25:30.282	2 Laps	2	2:20.113	10
20	132	DOMINIK BABIC	2005	PASTUCHOVICE	HONDA	5	10:33.310	8 Laps	2	2:13.173	9

Margin of Victory	Avg. Speed	Best Lap Tm	Best Speed	Best Lap by
11.366	51,139	1:53.297	50,840	107 - MATYÁŠ JANDA

Chief of Timing & Scoring

Orbits

Race Director

www.cobratime.cz

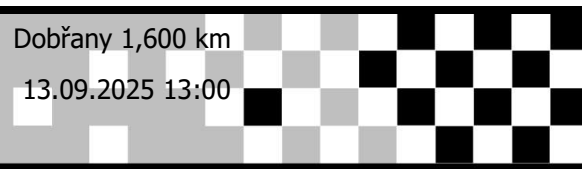
MX1+MX2

Dobřany 1,600 km

Závod 1

13.09.2025 13:00

Race started at 13:33:13



Competitors	Laps													
	1	2	3	4	5	6	7	8	9	10	11	12	13	
DOMINIK KUČEŘÍK (537)	1	537	107	107	107	107	107	107	107	107	107	107	107	107
MATYÁŠ JANDA (107)	2	107	537	537	537	537	537	537	537	537	537	537	537	537
JAKUB KOS (49)	3	49	49	49	49	49	49	49	49	49	49	49	49	49
PETR BULÍK (161)	4	161	161	161	161	524	524	524	524	524	524	524	524	524
MICHAL UBL (524)	5	524	524	524	524	161	161	161	161	161	161	161	161	161
JAN ŠLAJS (123)	6	123	123	123	123	123	123	123	123	123	123	95	95	95
MARTIN ACHBERGER (641)	7	641	95	95	95	95	95	95	95	95	95	123	123	123
JAKUB ZELINKA (95)	8	95	641	55	55	55	55	55	55	55	55	55	55	55
JAN SADÍLEK (115)	9	115	55	641	641	474	12	12	12	12	12	12	12	12
ZDENĚK VITNER (55)	10	55	115	115	474	12	474	474	474	474	474	54	54	54
JAKUB ŘÍHA (511)	11	511	511	474	12	641	641	115	54	54	54	511	511	511
TOMÁŠ VITNER (54)	12	54	474	12	115	115	115	54	115	511	511	474	474	474
DAVID GÖRGES (12)	13	12	54	54	54	54	54	511	511	115	115	115	115	115
LUKÁŠ TOMÁŠEK (474)	14	474	12	511	511	511	511	641	641	641	641	641	641	69
DANIEL LANGMAJER (216)	15	216	216	69	69	69	69	69	69	69	69	69	69	641
MAREK UHRIN (11)	16	11	69	216	216	216	216	216	216	216	216	216	216	216
ANTONÍN CUBR (69)	17	69	132	132	132	132	79	79	79	79	79	79	79	79
FILIP ŠEDA (217)	18	217	79	79	79	79	11	11	11	11	11	11	11	11
DANIEL PEKÁRNA (79)	19	79	217	11	11	11	217	217	217	217	217	217	217	217
DOMINIK BABIC (132)	20	132	11	217	217	217								

ČESKÝ POHÁR MX 2025

MX1+MX2

Závod 1

Race started at 13:33:13

Dobřany 1,600 km

13.09.2025 13:00

Lap	Lap Tm	Diff	Time of Day
(107) MATYÁŠ JANDA			
1			13:34:24.066
2	1:53.726	+0.429	13:36:17.792
3	1:53.752	+0.455	13:38:11.544
4	1:53.297		13:40:04.841
5	1:54.083	+0.786	13:41:58.924
6	1:56.621	+3.324	13:43:55.545
7	1:56.004	+2.707	13:45:51.549
8	1:56.394	+3.097	13:47:47.943
9	1:57.394	+4.097	13:49:45.337
10	1:57.359	+4.062	13:51:42.696
11	1:57.743	+4.446	13:53:40.439
12	1:59.374	+6.077	13:55:39.813
13	1:57.740	+4.443	13:57:37.553

Lap	Lap Tm	Diff	Time of Day
(537) DOMINIK KUČEŘÍK			
1			13:34:22.721
2	1:57.803	+3.220	13:36:20.524
3	1:54.583		13:38:15.107
4	1:57.206	+2.623	13:40:12.313
5	1:56.806	+2.223	13:42:09.119
6	1:56.191	+1.608	13:44:05.310
7	1:58.039	+3.456	13:46:03.349
8	1:55.939	+1.356	13:47:59.288
9	1:56.273	+1.690	13:49:55.561
10	1:56.096	+1.513	13:51:51.657
11	1:58.711	+4.128	13:53:50.368
12	1:59.042	+4.459	13:55:49.410
13	1:59.509	+4.926	13:57:48.919

Lap	Lap Tm	Diff	Time of Day
(49) JAKUB KOS			
1			13:34:26.150
2	1:57.664	+1.555	13:36:23.814
3	1:56.109		13:38:19.923
4	1:56.468	+0.359	13:40:16.391
5	1:56.439	+0.330	13:42:12.830
6	1:57.003	+0.894	13:44:09.833
7	1:56.528	+0.419	13:46:06.361
8	1:56.461	+0.352	13:48:02.822
9	1:57.636	+1.527	13:50:00.458
10	1:59.125	+3.016	13:51:59.583
11	1:59.170	+3.061	13:53:58.753
12	1:59.898	+3.789	13:55:58.651
13	2:00.657	+4.548	13:57:59.308

Lap	Lap Tm	Diff	Time of Day
(524) MICHAL UBL			
1			13:34:28.224
2	1:57.516	+0.591	13:36:25.740
3	1:59.142	+2.217	13:38:24.882
4	1:57.462	+0.537	13:40:22.344
5	1:56.925		13:42:19.269
6	1:58.613	+1.688	13:44:17.882
7	1:57.432	+0.507	13:46:15.314
8	1:57.932	+1.007	13:48:13.246
9	1:57.695	+0.770	13:50:10.941
10	1:59.127	+2.202	13:52:10.068
11	1:58.864	+1.939	13:54:08.932
12	2:00.102	+3.177	13:56:09.034
13	2:02.311	+5.386	13:58:11.345

Lap	Lap Tm	Diff	Time of Day
(161) PETR BULÍK			
1			13:34:27.418
2	1:57.538	+0.103	13:36:24.956
3	1:58.316	+0.881	13:38:23.272
4	1:58.073	+0.638	13:40:21.345

Lap	Lap Tm	Diff	Time of Day
5	1:57.435		13:42:18.780
6	2:00.530	+3.095	13:44:19.310
7	1:57.720	+0.285	13:46:17.030
8	1:58.535	+1.100	13:48:15.565
9	2:00.946	+3.511	13:50:16.511
10	2:00.088	+2.653	13:52:16.599
11	2:01.135	+3.700	13:54:17.734
12	2:01.604	+4.169	13:56:19.338
13	2:00.927	+3.492	13:58:20.265

Lap	Lap Tm	Diff	Time of Day
(95) JAKUB ZELINKA			
1			13:34:33.856
2	2:03.604	+2.863	13:36:37.460
3	2:03.035	+2.294	13:38:40.495
4	2:01.029	+0.288	13:40:41.524
5	2:01.199	+0.458	13:42:42.723
6	2:01.640	+0.899	13:44:44.363
7	2:00.949	+0.208	13:46:45.312
8	2:02.512	+1.771	13:48:47.824
9	2:00.741		13:50:48.565
10	2:01.697	+0.956	13:52:50.262
11	2:00.978	+0.237	13:54:51.240
12	2:03.753	+3.012	13:56:54.993
13	2:02.336	+1.595	13:58:57.329

Lap	Lap Tm	Diff	Time of Day
(123) JAN ŠLAJS			
1			13:34:30.097
2	1:59.596		13:36:29.693
3	2:00.399	+0.803	13:38:30.092
4	2:00.763	+1.167	13:40:30.855
5	2:01.026	+1.430	13:42:31.881
6	2:02.090	+2.494	13:44:33.971
7	2:02.010	+2.414	13:46:35.981
8	2:02.478	+2.882	13:48:38.459
9	2:02.478	+2.882	13:50:40.937
10	2:03.244	+3.648	13:52:44.181
11	2:05.527	+5.931	13:54:49.708
12	2:06.932	+7.336	13:56:56.640
13	2:04.938	+5.342	13:59:01.578

Lap	Lap Tm	Diff	Time of Day
(55) ZDENĚK VITNER			
1			13:34:35.542
2	2:04.266	+2.954	13:36:39.808
3	2:02.746	+1.434	13:38:42.554
4	2:05.562	+4.250	13:40:48.116
5	2:01.312		13:42:49.428
6	2:04.287	+2.975	13:44:53.715
7	2:04.490	+3.178	13:46:58.205
8	2:03.476	+2.164	13:49:01.681
9	2:03.192	+1.880	13:51:04.873
10	2:04.935	+3.623	13:53:09.808
11	2:03.883	+2.571	13:55:13.691
12	2:04.141	+2.829	13:57:17.832
13	2:04.013	+2.701	13:59:21.845

Lap	Lap Tm	Diff	Time of Day
(12) DAVID GÖRGES			
1			13:34:38.391
2	2:07.310	+3.496	13:36:45.701
3	2:06.042	+2.228	13:38:51.743
4	2:03.896	+0.082	13:40:55.639
5	2:04.252	+0.438	13:42:59.891
6	2:04.074	+0.260	13:45:03.965
7	2:04.590	+0.776	13:47:08.555
8	2:03.814		13:49:12.369
9	2:05.872	+2.058	13:51:18.241
10	2:06.031	+2.217	13:53:24.272

Lap	Lap Tm	Diff	Time of Day
11	2:06.762	+2.948	13:55:31.034
12	2:08.493	+4.679	13:57:39.527

Lap	Lap Tm	Diff	Time of Day
(54) TOMÁŠ VITNER			
1			13:34:37.212
2	2:08.485	+5.229	13:36:45.697
3	2:07.017	+3.761	13:38:52.714
4	2:05.900	+2.644	13:40:58.614
5	2:05.742	+2.486	13:43:04.356
6	2:06.366	+3.110	13:45:10.722
7	2:05.754	+2.498	13:47:16.476
8	2:03.256		13:49:19.732
9	2:06.234	+2.978	13:51:25.966
10	2:05.984	+2.728	13:53:31.950
11	2:05.136	+1.880	13:55:37.086
12	2:06.366	+3.110	13:57:43.452

Lap	Lap Tm	Diff	Time of Day
(511) JAKUB ŘIHA			
1			13:34:36.876
2	2:06.831	+2.874	13:36:43.707
3	2:09.917	+5.960	13:38:53.624
4	2:05.923	+1.966	13:40:59.547
5	2:05.919	+1.962	13:43:05.466
6	2:07.097	+3.140	13:45:12.563
7	2:05.185	+1.228	13:47:17.748
8	2:07.054	+3.097	13:49:24.802
9	2:04.120	+0.163	13:51:28.922
10	2:05.585	+1.628	13:53:34.507
11	2:07.274	+3.317	13:55:41.781
12	2:03.957		13:57:45.738

Lap	Lap Tm	Diff	Time of Day
(474) LUKÁŠ TOMÁŠEK			
1			13:34:38.819
2	2:06.300	+1.765	13:36:45.119
3	2:05.466	+0.931	13:38:50.585
4	2:04.555	+0.020	13:40:55.140
5	2:04.535		13:42:59.675
6	2:05.943	+1.408	13:45:05.618
7	2:05.660	+1.125	13:47:11.278
8	2:06.932	+2.397	13:49:18.210
9	2:06.061	+1.526	13:51:24.271
10	2:06.755	+2.220	13:53:31.026
11	2:11.091	+6.556	13:55:42.117
12	2:11.585	+7.050	13:57:53.702

Lap	Lap Tm	Diff	Time of Day
(115) JAN SADÍLEK			
1			13:34:35.344
2	2:06.095	+0.614	13:36:41.439
3	2:08.121	+2.640	13:38:49.560
4	2:07.376	+1.895	13:40:56.936
5	2:06.507	+1.026	13:43:03.443
6	2:06.948	+1.467	13:45:10.391
7	2:05.481		13:47:15.872
8	2:07.242	+1.761	13:49:23.114
9	2:10.012	+4.531	13:51:33.126
10	2:11.005	+5.524	13:53:44.131
11	2:12.855	+7.374	13:55:56.986
12	2:12.178	+6.697	13:58:09.164

Lap	Lap Tm	Diff	Time of Day
(69) ANTONÍN CUBR			
1			13:34:44.880
2	2:10.220	+2.209	13:36:55.100
3	2:08.081	+0.070	13:39:03.181
4	2:08.633	+0.622	13:41:11.814
5	2:08.011		13:43:19.825
6	2:08.502	+0.491	13:45:28.327

Chief of Timing & Scoring

Race Director

Orbits

ČESKÝ POHÁR MX 2025

MX1+MX2

Dobřany 1,600 km

Závod 1

13.09.2025 13:00

Race started at 13:33:13

Lap	Lap Tm	Diff	Time of Day
7	2:11.527	+3.516	13:47:39.854
8	2:11.834	+3.823	13:49:51.688
9	2:11.532	+3.521	13:52:03.220
10	2:10.301	+2.290	13:54:13.521
11	2:12.362	+4.351	13:56:25.883
12	2:09.950	+1.939	13:58:35.833

(641) MARTIN ACHBERGER

Lap	Lap Tm	Diff	Time of Day
1			13:34:32.934
2	2:06.608	+0.296	13:36:39.542
3	2:06.336	+0.024	13:38:45.878
4	2:06.312		13:40:52.190
5	2:09.109	+2.797	13:43:01.299
6	2:08.117	+1.805	13:45:09.416
7	2:11.356	+5.044	13:47:20.772
8	2:13.805	+7.493	13:49:34.577
9	2:15.059	+8.747	13:51:49.636
10	2:15.712	+9.400	13:54:05.348
11	2:17.567	+11.255	13:56:22.915
12	2:17.250	+10.938	13:58:40.165

(216) DANIEL LANGMAJER

Lap	Lap Tm	Diff	Time of Day
1			13:34:41.475
2	2:12.940	+1.489	13:36:54.415
3	2:11.631	+0.180	13:39:06.046
4	2:11.451		13:41:17.497
5	2:11.906	+0.455	13:43:29.403
6	2:13.161	+1.710	13:45:42.564
7	2:15.792	+4.341	13:47:58.356
8	2:14.756	+3.305	13:50:13.112
9	2:15.217	+3.766	13:52:28.329
10	2:15.472	+4.021	13:54:43.801
11	2:16.773	+5.322	13:57:00.574
12	2:18.880	+7.429	13:59:19.454

(79) DANIEL PEKÁRNA

Lap	Lap Tm	Diff	Time of Day
1			13:34:47.440
2	2:17.103	+2.971	13:37:04.543
3	2:15.782	+1.650	13:39:20.325
4	2:14.132		13:41:34.457
5	2:15.833	+1.701	13:43:50.290
6	2:15.326	+1.194	13:46:05.616
7	2:16.479	+2.347	13:48:22.095
8	2:15.160	+1.028	13:50:37.255
9	2:15.987	+1.855	13:52:53.242
10	2:16.600	+2.468	13:55:09.842
11	2:16.222	+2.090	13:57:26.064
12	2:17.321	+3.189	13:59:43.385

(11) MAREK UHRIN

Lap	Lap Tm	Diff	Time of Day
1			13:34:43.829
2	2:27.410	+12.376	13:37:11.239
3	2:15.130	+0.096	13:39:26.369
4	2:15.844	+0.810	13:41:42.213
5	2:15.034		13:43:57.247
6	2:17.091	+2.057	13:46:14.338
7	2:19.177	+4.143	13:48:33.515
8	2:17.378	+2.344	13:50:50.893
9	2:18.472	+3.438	13:53:09.365
10	2:17.899	+2.865	13:55:27.264
11	2:21.435	+6.401	13:57:48.699

(217) FILIP ŠEDA

Lap	Lap Tm	Diff	Time of Day
1			13:34:45.886
2	2:20.113		13:37:05.999
3	2:22.800	+2.687	13:39:28.799

Lap	Lap Tm	Diff	Time of Day
4	2:21.643	+1.530	13:41:50.442
5	2:21.826	+1.713	13:44:12.268
6	2:22.299	+2.186	13:46:34.567
7	2:25.635	+5.522	13:49:00.202
8	2:25.269	+5.156	13:51:25.471
9	2:26.592	+6.479	13:53:52.063
10	2:26.241	+6.128	13:56:18.304
11	2:25.280	+5.167	13:58:43.584

(132) DOMINIK BABIC

Lap	Lap Tm	Diff	Time of Day
1			13:34:48.429
2	2:13.173		13:37:01.602
3	2:13.699	+0.526	13:39:15.301
4	2:14.234	+1.061	13:41:29.535
5	2:17.077	+3.904	13:43:46.612

Lap	Lap Tm	Diff	Time of Day
-----	--------	------	-------------

Chief of Timing & Scoring

Race Director

Orbits

www.cobratime.cz

ČESKÝ POHÁR MX 2025

Sorted on Laps

MX1+MX2

Dobřany 1,600 km

Závod 2

13.09.2025 14:55

Race started at 15:17:13

Pos	No.	Name	Rok	Klub	Moto	Laps	Total Tm	Diff	In Lap	Best Tm	Points
MX1											
1	107	MATYÁŠ JANDA	2000	DOLNÍ LUKAVICE	HONDA	13	24:25.856		3	1:54.083	25
2	161	PETR BULÍK	1989	KAZNĚJOV	KAWASAKI	13	24:55.599	29.743	5	1:57.480	22
3	49	JAKUB KOS	1993	STRÍBRO	KTM	13	24:56.209	30.353	5	1:57.433	20
4	95	JAKUB ZELINKA	1995	VRANOVICE	HONDA	13	26:04.908	1:39.052	6	2:01.279	18
5	474	LUKÁŠ TOMÁŠEK	1994	PŘEŠTICE	KAWASAKI	12	24:51.629	1 Lap	4	2:06.206	16
6	641	MARTIN ACHBERGER	1991	HORŠOVSKÝ TÝN	SUZUKI	12	25:02.445	1 Lap	3	2:07.093	15
7	216	DANIEL LANGMAJER	1998	DNEŠICE	HONDA	12	25:52.125	1 Lap	4	2:09.266	14
8	11	MAREK UHRIN	1989	PODLUHY	KAWASAKI	11	25:06.029	2 Laps	3	2:19.065	13
MX2											
1	537	DOMINIK KUČEŘÍK	2006	TACHOV	KTM	13	24:42.957		2	1:53.804	25
2	524	MICHAL UBL	2005	LESANKA	GAS GAS	13	25:40.477	57.520	6	1:58.375	22
3	123	JAN ŠLAJS	2005	CHUDENICE	HUSQVARNA	13	26:08.011	1:25.054	4	2:01.410	20
4	55	ZDENĚK VITNER	1986	ŘEVNIČOV	HONDA	13	26:29.687	1:46.730	9	2:01.152	18
5	12	DAVID GÖRGES	1995	ČIŽICE	YAMAHA	13	26:34.064	1:51.107	4	2:02.605	16
6	54	TOMÁŠ VITNER	1989	ŘEVNIČOV	HONDA	12	24:48.368	1 Lap	7	2:04.250	15
7	511	JAKUB ŘÍHA	2011	BOR	KTM	12	24:53.544	1 Lap	12	2:04.111	14
8	69	ANTONÍN CUBR	2006	PLZEŇ	HONDA	12	25:19.202	1 Lap	8	2:07.574	13
9	115	JAN SADÍLEK	1995	ŠANOV	KAWASAKI	12	25:20.864	1 Lap	6	2:05.921	12
10	79	DANIEL PEKÁRNA	1995	PŘEŠTICE	HONDA	12	26:37.848	1 Lap	4	2:15.321	11
11	217	FILIP ŠEDA	2008	MIROVICE	YAMAHA	10	24:40.630	3 Laps	2	2:21.106	10
12	132	DOMINIK BABIC	2005	PASTUCHOVICE	HONDA	5	10:29.091	8 Laps	3	2:10.088	9

Margin of Victory	Avg. Speed	Best Lap Tm	Best Speed	Best Lap by
17.101	51,083	1:53.804	50,613	537 - DOMINIK KUČEŘÍK

Chief of Timing & Scoring

Orbits

Race Director

www.cobratime.cz

ČESKÝ POHÁR MX 2025

Sorted on Laps

MX1+MX2

Dobřany 1,600 km

Závod 2

13.09.2025 14:55

Race started at 15:17:13

Pos	No.	Name	Rok	Klub	Moto	Laps	Total Tm	Diff	In Lap	Best Tm	Points
1	107	MATYÁŠ JANDA	2000	DOLNÍ LUKAVICE	HONDA	13	24:25.856		3	1:54.083	25
2	537	DOMINIK KUČEŘÍK	2006	TACHOV	KTM	13	24:42.957	17.101	2	1:53.804	25
3	161	PETR BULÍK	1989	KAZNĚJOV	KAWASAKI	13	24:55.599	29.743	5	1:57.480	22
4	49	JAKUB KOS	1993	STRÍBRO	KTM	13	24:56.209	30.353	5	1:57.433	20
5	524	MICHAL UBL	2005	LESANKA	GAS GAS	13	25:40.477	1:14.621	6	1:58.375	22
6	95	JAKUB ZELINKA	1995	VRANOVICE	HONDA	13	26:04.908	1:39.052	6	2:01.279	18
7	123	JAN ŠLAJS	2005	CHUDENICE	HUSQVARNA	13	26:08.011	1:42.155	4	2:01.410	20
8	55	ZDENĚK VITNER	1986	ŘEVNIČOV	HONDA	13	26:29.687	2:03.831	9	2:01.152	18
9	12	DAVID GÖRGES	1995	ČIŽICE	YAMAHA	13	26:34.064	2:08.208	4	2:02.605	16
10	54	TOMÁŠ VITNER	1989	ŘEVNIČOV	HONDA	12	24:48.368	1 Lap	7	2:04.250	15
11	474	LUKÁŠ TOMÁŠEK	1994	PŘEŠTICE	KAWASAKI	12	24:51.629	1 Lap	4	2:06.206	16
12	511	JAKUB ŘÍHA	2011	BOR	KTM	12	24:53.544	1 Lap	12	2:04.111	14
13	641	MARTIN ACHBERGER	1991	HORŠOVSKÝ TÝN	SUZUKI	12	25:02.445	1 Lap	3	2:07.093	15
14	69	ANTONÍN CUBR	2006	PLZEŇ	HONDA	12	25:19.202	1 Lap	8	2:07.574	13
15	115	JAN SADÍLEK	1995	ŠANOV	KAWASAKI	12	25:20.864	1 Lap	6	2:05.921	12
16	216	DANIEL LANGMAJER	1998	DNEŠICE	HONDA	12	25:52.125	1 Lap	4	2:09.266	14
17	79	DANIEL PEKÁRNA	1995	PŘEŠTICE	HONDA	12	26:37.848	1 Lap	4	2:15.321	11
18	11	MAREK UHRIN	1989	PODLUHY	KAWASAKI	11	25:06.029	2 Laps	3	2:19.065	13
19	217	FILIP ŠEDA	2008	MIROVICE	YAMAHA	10	24:40.630	3 Laps	2	2:21.106	10
20	132	DOMINIK BABIC	2005	PASTUCHOVICE	HONDA	5	10:29.091	8 Laps	3	2:10.088	9

Margin of Victory	Avg. Speed	Best Lap Tm	Best Speed	Best Lap by
17.101	51,083	1:53.804	50,613	537 - DOMINIK KUČEŘÍK

Chief of Timing & Scoring

Orbits

Race Director

www.cobratime.cz

ČESKÝ POHÁR MX 2025

MX1+MX2

Závod 2

Race started at 15:17:13

Dobřany 1,600 km

13.09.2025 14:55

Lap	Lap Tm	Diff	Time of Day
(107) MATYÁŠ JANDA			
1			15:18:28.773
2	1:54.378	+0.295	15:20:23.151
3	1:54.083		15:22:17.234
4	1:54.331	+0.248	15:24:11.565
5	1:54.923	+0.840	15:26:06.488
6	1:54.971	+0.888	15:28:01.459
7	1:55.716	+1.633	15:29:57.175
8	1:55.927	+1.844	15:31:53.102
9	1:56.569	+2.486	15:33:49.671
10	1:57.167	+3.084	15:35:46.838
11	1:56.982	+2.899	15:37:43.820
12	1:57.239	+3.156	15:39:41.059
13	1:58.482	+4.399	15:41:39.541

Lap	Lap Tm	Diff	Time of Day
(537) DOMINIK KUČEŘÍK			
1			15:18:31.388
2	1:53.804		15:20:25.192
3	1:54.489	+0.685	15:22:19.681
4	1:56.016	+2.212	15:24:15.697
5	1:56.819	+3.015	15:26:12.516
6	1:56.547	+2.743	15:28:09.063
7	1:58.327	+4.523	15:30:07.390
8	1:57.275	+3.471	15:32:04.665
9	1:56.634	+2.830	15:34:01.299
10	1:57.789	+3.985	15:35:59.088
11	1:58.256	+4.452	15:37:57.344
12	1:59.287	+5.483	15:39:56.631
13	2:00.011	+6.207	15:41:56.642

Lap	Lap Tm	Diff	Time of Day
(161) PETR BULÍK			
1			15:18:30.818
2	1:58.706	+1.226	15:20:29.524
3	1:57.636	+0.156	15:22:27.160
4	1:57.745	+0.265	15:24:24.905
5	1:57.480		15:26:22.385
6	1:57.719	+0.239	15:28:20.104
7	1:58.213	+0.733	15:30:18.317
8	1:57.829	+0.349	15:32:16.146
9	1:57.808	+0.328	15:34:13.954
10	1:58.440	+0.960	15:36:12.394
11	1:58.745	+1.265	15:38:11.139
12	1:59.184	+1.704	15:40:10.323
13	1:58.961	+1.481	15:42:09.284

Lap	Lap Tm	Diff	Time of Day
(49) JAKUB KOS			
1			15:18:28.125
2	1:58.341	+0.908	15:20:26.466
3	1:57.552	+0.119	15:22:24.018
4	1:59.929	+2.496	15:24:23.947
5	1:57.433		15:26:21.380
6	1:58.269	+0.836	15:28:19.649
7	1:58.250	+0.817	15:30:17.899
8	1:57.722	+0.289	15:32:15.621
9	1:57.738	+0.305	15:34:13.359
10	1:57.864	+0.431	15:36:11.223
11	1:59.356	+1.923	15:38:10.579
12	1:59.601	+2.168	15:40:10.180
13	1:59.714	+2.281	15:42:09.894

Lap	Lap Tm	Diff	Time of Day
(524) MICHAL UBL			
1			15:18:35.992
2	1:59.364	+0.989	15:20:35.356
3	1:59.048	+0.673	15:22:34.404
4	1:59.165	+0.790	15:24:33.569

Lap	Lap Tm	Diff	Time of Day
5	2:00.253	+1.878	15:26:33.822
6	1:58.375		15:28:32.197
7	2:00.289	+1.914	15:30:32.486
8	2:02.451	+4.076	15:32:34.937
9	2:03.708	+5.333	15:34:38.645
10	2:02.739	+4.364	15:36:41.384
11	2:03.636	+5.261	15:38:45.020
12	2:02.461	+4.086	15:40:47.481
13	2:06.681	+8.306	15:42:54.162

Lap	Lap Tm	Diff	Time of Day
(95) JAKUB ZELINKA			
1			15:18:37.493
2	2:05.123	+3.844	15:20:42.616
3	2:01.548	+0.269	15:22:44.164
4	2:02.622	+1.343	15:24:46.786
5	2:02.119	+0.840	15:26:48.905
6	2:01.279		15:28:50.184
7	2:06.355	+5.076	15:30:56.539
8	2:04.093	+2.814	15:33:00.632
9	2:05.076	+3.797	15:35:05.708
10	2:03.769	+2.490	15:37:09.477
11	2:02.221	+0.942	15:39:11.698
12	2:01.999	+0.720	15:41:13.697
13	2:04.896	+3.617	15:43:18.593

Lap	Lap Tm	Diff	Time of Day
(123) JAN ŠLAJS			
1			15:18:40.838
2	2:03.080	+1.670	15:20:43.918
3	2:02.661	+1.251	15:22:46.579
4	2:01.410		15:24:47.989
5	2:03.083	+1.673	15:26:51.072
6	2:02.880	+1.470	15:28:53.952
7	2:04.178	+2.768	15:30:58.130
8	2:05.836	+4.426	15:33:03.966
9	2:03.937	+2.527	15:35:07.903
10	2:02.267	+0.857	15:37:10.170
11	2:03.579	+2.169	15:39:13.749
12	2:02.876	+1.466	15:41:16.625
13	2:05.071	+3.661	15:43:21.696

Lap	Lap Tm	Diff	Time of Day
(55) ZDENĚK VITNER			
1			15:18:43.065
2	2:04.617	+3.465	15:20:47.682
3	2:02.573	+1.421	15:22:50.255
4	2:13.922	+12.770	15:25:04.177
5	2:03.240	+2.088	15:27:07.417
6	2:04.298	+3.146	15:29:11.715
7	2:02.356	+1.204	15:31:14.071
8	2:02.502	+1.350	15:33:16.573
9	2:01.152		15:35:17.725
10	2:02.369	+1.217	15:37:20.094
11	2:03.744	+2.592	15:39:23.838
12	2:06.698	+5.546	15:41:30.536
13	2:12.836	+11.684	15:43:43.372

Lap	Lap Tm	Diff	Time of Day
(12) DAVID GÖRGES			
1			15:18:36.603
2	2:03.916	+1.311	15:20:40.519
3	2:02.648	+0.043	15:22:43.167
4	2:02.605		15:24:45.772
5	2:06.169	+3.564	15:26:51.941
6	2:05.646	+3.041	15:28:57.587
7	2:06.009	+3.404	15:31:03.596
8	2:05.138	+2.533	15:33:08.734
9	2:04.382	+1.777	15:35:13.116
10	2:06.157	+3.552	15:37:19.273

Lap	Lap Tm	Diff	Time of Day
11	2:10.051	+7.446	15:39:29.324
12	2:08.568	+5.963	15:41:37.892
13	2:09.857	+7.252	15:43:47.749

Lap	Lap Tm	Diff	Time of Day
(54) TOMÁŠ VITNER			
1			15:18:43.972
2	2:07.865	+3.615	15:20:51.837
3	2:04.506	+0.256	15:22:56.343
4	2:05.632	+1.382	15:25:01.975
5	2:04.861	+0.611	15:27:06.836
6	2:04.304	+0.054	15:29:11.140
7	2:04.250		15:31:15.390
8	2:04.457	+0.207	15:33:19.847
9	2:06.914	+2.664	15:35:26.761
10	2:07.266	+3.016	15:37:34.027
11	2:08.432	+4.182	15:39:42.459
12	2:19.594	+15.344	15:42:02.053

Lap	Lap Tm	Diff	Time of Day
(474) LUKÁŠ TOMÁŠEK			
1			15:18:35.492
2	2:06.562	+0.356	15:20:42.054
3	2:06.786	+0.580	15:22:48.840
4	2:06.206		15:24:55.046
5	2:07.324	+1.118	15:27:02.370
6	2:06.317	+0.111	15:29:08.687
7	2:09.268	+3.062	15:31:17.955
8	2:08.577	+2.371	15:33:26.532
9	2:08.326	+2.120	15:35:34.858
10	2:11.963	+5.757	15:37:46.821
11	2:09.121	+2.915	15:39:55.942
12	2:09.372	+3.166	15:42:05.314

Lap	Lap Tm	Diff	Time of Day
(511) JAKUB ŘIHA			
1			15:18:45.122
2	2:08.299	+4.188	15:20:53.421
3	2:10.340	+6.229	15:23:03.761
4	2:08.086	+3.975	15:25:11.847
5	2:05.289	+1.178	15:27:17.136
6	2:07.582	+3.471	15:29:24.718
7	2:06.829	+2.718	15:31:31.547
8	2:08.226	+4.115	15:33:39.773
9	2:08.689	+4.578	15:35:48.462
10	2:07.703	+3.592	15:37:56.165
11	2:06.953	+2.842	15:40:03.118
12	2:04.111		15:42:07.229

Lap	Lap Tm	Diff	Time of Day
(641) MARTIN ACHBERGER			
1			15:18:42.422
2	2:10.336	+3.243	15:20:52.758
3	2:07.093		15:22:59.851
4	2:08.283	+1.190	15:25:08.134
5	2:07.676	+0.583	15:27:15.810
6	2:07.776	+0.683	15:29:23.586
7	2:07.595	+0.502	15:31:31.181
8	2:07.836	+0.743	15:33:39.017
9	2:08.843	+1.750	15:35:47.860
10	2:07.732	+0.639	15:37:55.592
11	2:07.802	+0.709	15:40:03.394
12	2:12.736	+5.643	15:42:16.130

Lap	Lap Tm	Diff	Time of Day
(69) ANTONÍN CUBR			
1			15:18:47.289
2	2:10.370	+2.796	15:20:57.659
3	2:10.290	+2.716	15:23:07.949
4	2:10.158	+2.584	15:25:18.107
5	2:08.455	+0.881	15:27:26.562

Chief of Timing & Scoring

Race Director

Orbits

ČESKÝ POHÁR MX 2025


MX1+MX2

Závod 2

Race started at 15:17:13

Dobřany 1,600 km

13.09.2025 14:55



Lap	Lap Tm	Diff	Time of Day
6	2:09.973	+2.399	15:29:36.535
7	2:10.346	+2.772	15:31:46.881
8	2:07.574		15:33:54.455
9	2:08.924	+1.350	15:36:03.379
10	2:12.552	+4.978	15:38:15.931
11	2:09.348	+1.774	15:40:25.279
12	2:07.608	+0.034	15:42:32.887

(115) JAN SADÍLEK

1			15:18:41.704
2	2:28.311	+22.390	15:21:10.015
3	2:08.403	+2.482	15:23:18.418
4	2:07.828	+1.907	15:25:26.246
5	2:07.368	+1.447	15:27:33.614
6	2:05.921		15:29:39.535
7	2:07.952	+2.031	15:31:47.487
8	2:08.474	+2.553	15:33:55.961
9	2:14.249	+8.328	15:36:10.210
10	2:11.886	+5.965	15:38:22.096
11	2:06.217	+0.296	15:40:28.313
12	2:06.236	+0.315	15:42:34.549

(216) DANIEL LANGMAJER

1			15:18:40.455
2	2:11.037	+1.771	15:20:51.492
3	2:10.196	+0.930	15:23:01.688
4	2:09.266		15:25:10.954
5	2:11.374	+2.108	15:27:22.328
6	2:11.458	+2.192	15:29:33.786
7	2:11.845	+2.579	15:31:45.631
8	2:14.071	+4.805	15:33:59.702
9	2:16.357	+7.091	15:36:16.059
10	2:16.146	+6.880	15:38:32.205
11	2:16.587	+7.321	15:40:48.792
12	2:17.018	+7.752	15:43:05.810

(79) DANIEL PEKÁRNA

1			15:18:46.721
2	2:15.876	+0.555	15:21:02.597
3	2:17.045	+1.724	15:23:19.642
4	2:15.321		15:25:34.963
5	2:17.519	+2.198	15:27:52.482
6	2:17.130	+1.809	15:30:09.612
7	2:15.980	+0.659	15:32:25.592
8	2:18.028	+2.707	15:34:43.620
9	2:17.174	+1.853	15:37:00.794
10	2:16.078	+0.757	15:39:16.872
11	2:16.910	+1.589	15:41:33.782
12	2:17.751	+2.430	15:43:51.533

(11) MAREK UHRIN

1			15:18:48.806
2	2:20.131	+1.066	15:21:08.937
3	2:19.065		15:23:28.002
4	2:20.324	+1.259	15:25:48.326
5	2:19.086	+0.021	15:28:07.412
6	2:22.472	+3.407	15:30:29.884
7	2:19.946	+0.881	15:32:49.830
8	2:23.743	+4.678	15:35:13.573
9	2:21.223	+2.158	15:37:34.796
10	2:21.356	+2.291	15:39:56.152
11	2:23.562	+4.497	15:42:19.714

(217) FILIP ŠEDA

1			15:18:54.284
2	2:21.106		15:21:15.390

Lap	Lap Tm	Diff	Time of Day
3	2:21.185	+0.079	15:23:36.575
4	2:22.364	+1.258	15:25:58.939
5	2:23.018	+1.912	15:28:21.957
6	2:25.068	+3.962	15:30:47.025
7	2:29.911	+8.805	15:33:16.936
8	2:40.117	+19.011	15:35:57.053
9	2:57.229	+36.123	15:38:54.282
10	3:00.033	+38.927	15:41:54.315

(132) DOMINIK BABIC

1			15:18:50.537
2	2:13.475	+3.387	15:21:04.012
3	2:10.088		15:23:14.100
4	2:12.931	+2.843	15:25:27.031
5	2:15.745	+5.657	15:27:42.776

Lap	Lap Tm	Diff	Time of Day
-----	--------	------	-------------

Chief of Timing & Scoring

Race Director

Orbits

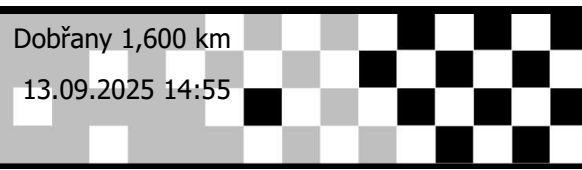
MX1+MX2

Dobřany 1,600 km

Závod 2

13.09.2025 14:55

Race started at 15:17:13




Competitors	Laps													
	1	2	3	4	5	6	7	8	9	10	11	12	13	
JAKUB KOS (49)	1	49	107	107	107	107	107	107	107	107	107	107	107	107
MATYÁŠ JANDA (107)	2	107	537	537	537	537	537	537	537	537	537	537	537	537
PETR BULÍK (161)	3	161	49	49	49	49	49	49	49	49	49	49	49	161
DOMINIK KUČEŘÍK (537)	4	537	161	161	161	161	161	161	161	161	161	161	161	49
LUKÁŠ TOMÁŠEK (474)	5	474	524	524	524	524	524	524	524	524	524	524	524	524
MICHAL UBL (524)	6	524	12	12	12	95	95	95	95	95	95	95	95	95
DAVID GÖRGES (12)	7	12	474	95	95	123	123	123	123	123	123	123	123	123
JAKUB ZELINKA (95)	8	95	95	123	123	12	12	12	12	12	12	55	55	55
DANIEL LANGMAJER (216)	9	216	123	474	474	474	474	55	55	55	55	12	12	12
JAN ŠLAJS (123)	10	123	55	55	54	54	54	54	54	54	54	54	54	54
JAN SADÍLEK (115)	11	115	216	54	55	55	55	474	474	474	474	474	474	474
MARTIN ACHBERGER (641)	12	641	54	641	641	641	641	641	641	641	641	511	511	511
ZDENĚK VITNER (55)	13	55	641	216	216	511	511	511	511	511	511	641	641	641
TOMÁŠ VITNER (54)	14	54	511	511	511	216	216	216	69	69	69	69	69	69
JAKUB ŘÍHA (511)	15	511	69	69	69	69	69	69	115	115	115	115	115	115
DANIEL PEKÁRNA (79)	16	79	79	132	115	115	115	115	216	216	216	216	216	216
ANTONÍN CUBR (69)	17	69	132	115	132	132	79	79	79	79	79	79	79	79
MAREK UHRIN (11)	18	11	11	79	79	79	11	11	11	11	11	11	11	11
DOMINIK BABIC (132)	19	132	115	11	11	11	217	217	217	217	217	217	217	217
FILIP ŠEDA (217)	20	217	217	217	217	217	217	217	217	217	217	217	217	217

MX

MX1

Dobřany 1,600 km

POSTAVENÍ NA START



Pos	No.	Name	Moto	Class	Overall BestTm	R1. Best Tm	R2. Best Tm
1	537	DOMINIK KUČEŘÍK	KTM	MX2	1:51.665		1:51.665
2	107	MATYÁŠ JANDA	HONDA	MX1	1:51.775	1:51.775	
3	524	MICHAL UBL	GAS GAS	MX2	1:53.920		1:53.920
4	161	PETR BULÍK	KAWASAKI	MX1	1:56.366	1:56.366	
5	49	JAKUB KOS	KTM	MX1	1:57.062	1:57.062	
6	123	JAN ŠLAJS	HUSQVARNA	MX2	1:58.010	1:58.663	1:58.010
7	278	JINDŘICH SEDLÁK	HONDA	MX2	1:59.079		1:59.079
8	95	JAKUB ZELINKA	HONDA	MX1	2:00.539	2:00.539	
9	12	DAVID GÖRGES	YAMAHA	MX2	2:02.196	2:02.196	2:02.701
10	474	LUKÁŠ TOMÁŠEK	KAWASAKI	MX1	2:02.699	2:02.699	
11	511	JAKUB ŘÍHA	KTM	MX2	2:02.706		2:02.706
12	54	TOMÁŠ VITNER	HONDA	MX2	2:03.011		2:03.011
13	115	JAN SADÍLEK	KAWASAKI	MX2	2:03.292		2:03.292
14	55	ZDENĚK VITNER	HONDA	MX2	2:03.999		2:03.999
15	641	MARTIN ACHBERGER	SUZUKI	MX1	2:05.872	2:05.872	
16	69	ANTONÍN CUBR	HONDA	MX2	2:06.349		2:06.349
17	132	DOMINIK BABIC	HONDA	MX2	2:10.810		2:10.810
18	79	DANIEL PEKÁRNA	HONDA	MX2	2:13.352		2:13.352
19	11	MAREK UHRIN	KAWASAKI	MX1	2:14.471	2:14.471	
20	216	DANIEL LANGMAJER	HONDA	MX1	2:15.009	2:15.128	2:15.009
21	217	FILIP ŠEDA	YAMAHA	MX2	2:24.840		2:24.840

Chief of Timing & Scoring

Race Director

Orbits

www.cobratime.cz

Printed: 13.09.2025 11:42:23

MX

Sorted on best lap time

MX1

Dobřany 1,600 km

Kvalifikace

13.09.2025 10:55

Qualifying started at 11:26:09

Pos	No.	Last Name	First Name	Rok	Klub	Moto	Class	Laps	n Lap	Best Tm	Diff
1	107	JANDA	MATYÁŠ	2000	DOLNÍ LUKAVICE	HONDA	MX1	7	5	1:51.775	
2	161	BULÍK	PETR	1989	KAZNĚJOV	KAWASAKI	MX1	7	7	1:56.366	4.591
3	49	KOS	JAKUB	1993	STŘÍBRO	KTM	MX1	7	7	1:57.062	5.287
4	123	ŠLAJS	JAN	2005	CHUDENICE	HUSQVARNA	MX2	3	3	1:58.663	6.888
5	95	ZELINKA	JAKUB	1995	VRANOVICE	HONDA	MX1	7	4	2:00.539	8.764
6	12	GÖRGES	DAVID	1995	ČIŽICE	YAMAHA	MX2	6	4	2:02.196	10.421
7	474	TOMÁŠEK	LUKÁŠ	1994	PŘEŠTICE	KAWASAKI	MX1	6	2	2:02.699	10.924
8	641	ACHBERGER	MARTIN	1991	HORŠOVSKÝ TÝN	SUZUKI	MX1	6	2	2:05.872	14.097
9	11	UHRIN	MAREK	1989	PODLUHY	KAWASAKI	MX1	6	6	2:14.471	22.696
10	216	LANGMAJER	DANIEL	1998	DNEŠICE	HONDA	MX1	4	2	2:15.128	23.353

Chief of Timing & Scoring

Orbits

Race Director

www.cobratime.cz

Printed: 13.09.2025 11:41:13

MX

MX1

Kvalifikace

Qualifying started at 11:26:09

Dobřany 1,600 km

13.09.2025 10:55

Lap	Lap Tm	Diff	Time of Day
(107) MATYÁŠ JANDA			
1	2:04.526	+12.751	11:28:17.666
2	1:52.535	+0.760	11:30:10.201
3	2:03.725	+11.950	11:32:13.926
4	2:22.711	+30.936	11:34:36.637
5	1:51.775		11:36:28.412
6	2:06.465	+14.690	11:38:34.877
7	1:59.473	+7.698	11:40:34.350

(161) PETR BULÍK			
1	2:23.658	+27.292	11:28:46.687
2	1:57.328	+0.962	11:30:44.015
3	1:57.837	+1.471	11:32:41.852
4	1:57.284	+0.918	11:34:39.136
5	1:57.539	+1.173	11:36:36.675
6	2:09.363	+12.997	11:38:46.038
7	1:56.366		11:40:42.404

(49) JAKUB KOS			
1	2:03.024	+5.962	11:28:21.694
2	1:58.364	+1.302	11:30:20.058
3	1:58.545	+1.483	11:32:18.603
4	1:59.181	+2.119	11:34:17.784
5	2:08.014	+10.952	11:36:25.798
6	2:13.025	+15.963	11:38:38.823
7	1:57.062		11:40:35.885

(123) JAN ŠLAJS			
1	2:01.271	+2.608	11:28:41.738
2	2:48.322	+49.659	11:31:30.060
3	1:58.663		11:33:28.723

(95) JAKUB ZELINKA			
1	2:06.001	+5.462	11:28:26.263
2	2:01.377	+0.838	11:30:27.640
3	2:02.454	+1.915	11:32:30.094
4	2:00.539		11:34:30.633
5	2:02.899	+2.360	11:36:33.532
6	2:17.475	+16.936	11:38:51.007
7	2:09.627	+9.088	11:41:00.634

(12) DAVID GÖRGES			
1	2:17.664	+15.468	11:28:59.518
2	2:05.136	+2.940	11:31:04.654
3	2:46.040	+43.844	11:33:50.694
4	2:02.196		11:35:52.890
5	2:14.796	+12.600	11:38:07.686
6	2:02.639	+0.443	11:40:10.325

(474) LUKÁŠ TOMÁŠEK			
1	2:10.469	+7.770	11:28:32.697
2	2:02.699		11:30:35.396
3	2:08.382	+5.683	11:32:43.778
4	2:13.822	+11.123	11:34:57.600
5	2:14.717	+12.018	11:37:12.317
6	2:14.859	+12.160	11:39:27.176

(641) MARTIN ACHBERGER			
1	2:17.916	+12.044	11:28:55.386
2	2:05.872		11:31:01.258
3	2:06.488	+0.616	11:33:07.746
4	2:39.323	+33.451	11:35:47.069
5	2:08.504	+2.632	11:37:55.573
6	2:08.066	+2.194	11:40:03.639

Lap	Lap Tm	Diff	Time of Day
(11) MAREK UHRIN			
1	2:24.168	+9.697	11:28:58.511
2	2:18.313	+3.842	11:31:16.824
3	2:17.364	+2.893	11:33:34.188
4	2:28.251	+13.780	11:36:02.439
5	2:15.699	+1.228	11:38:18.138
6	2:14.471		11:40:32.609

(216) DANIEL LANGMAJER			
1	2:18.497	+3.369	11:28:57.383
2	2:15.128		11:31:12.511
3	2:15.451	+0.323	11:33:27.962
4	6:07.040	+3:51.912	11:39:35.002

Lap	Lap Tm	Diff	Time of Day
-----	--------	------	-------------

Chief of Timing & Scoring

Race Director

Orbits

www.cobratime.cz

Printed: 13.09.2025 11:41:33

MX

Sorted on best lap time

MX1

Dobřany 1,600 km

Volný trénink

13.09.2025 08:15

Practice started at 8:39:46

Pos	No.	Last Name	First Name	Rok	Klub	Moto	Class	Laps	n Lap	Best Tm	Diff
1	107	JANDA	MATYÁŠ	2000	DOLNÍ LUKAVICE	HONDA	MX1	6	3	1:55.561	
2	161	BULÍK	PETR	1989	KAZNĚJOV	KAWASAKI	MX1	6	3	2:01.695	6.134
3	49	KOS	JAKUB	1993	STŘÍBRO	KTM	MX1	6	3	2:02.834	7.273
4	12	GÖRGES	DAVID	1995	ČIŽICE	YAMAHA	MX2	5	4	2:04.406	8.845
5	474	TOMÁŠEK	LUKÁŠ	1994	PŘEŠTICE	KAWASAKI	MX1	6	3	2:04.796	9.235
6	95	ZELINKA	JAKUB	1995	VRANOVICE	HONDA	MX1	6	3	2:08.638	13.077
7	641	ACHBERGER	MARTIN	1991	HORŠOVSKÝ TÝN	SUZUKI	MX1	5	4	2:10.415	14.854
8	278	SEDLÁK	JINDŘICH	1982	SÝKOŘICE	HONDA	MX2	2	2	2:20.702	25.141
9	79	PEKÁRNA	DANIEL	1995	PŘEŠTICE		MX2	5	4	2:21.879	26.318
10	11	UHRIN	MAREK	1989	PODLUHY	KAWASAKI	MX1	5	3	2:25.150	29.589
11	55	VITNER	ZDENĚK	1986	ŘEVNIČOV	HONDA	MX2	2	2	2:28.475	32.914

Chief of Timing & Scoring

Orbits

Race Director

www.cobratime.cz

Printed: 13.09.2025 8:58:15

MX

MX1

Volný trénink

Practice started at 8:39:46

Dobřany 1,600 km

13.09.2025 08:15

Lap	Lap Tm	Diff	Time of Day
(107) MATYÁŠ JANDA			
1	2:10.597	+15.036	8:43:36.300
2	1:59.633	+4.072	8:45:35.933
3	1:55.561		8:47:31.494
4	2:02.950	+7.389	8:49:34.444
5	2:04.781	+9.220	8:51:39.225
6	2:15.950	+20.389	8:53:55.175

Lap	Lap Tm	Diff	Time of Day
(161) PETR BULÍK			
1	2:11.511	+9.816	8:41:58.213
2	2:02.134	+0.439	8:44:00.347
3	2:01.695		8:46:02.042
4	2:24.194	+22.499	8:48:26.236
5	2:11.334	+9.639	8:50:37.570
6	2:02.576	+0.881	8:52:40.146

Lap	Lap Tm	Diff	Time of Day
(49) JAKUB KOS			
1	2:27.031	+24.197	8:43:02.179
2	2:06.940	+4.106	8:45:09.119
3	2:02.834		8:47:11.953
4	2:02.901	+0.067	8:49:14.854
5	2:10.049	+7.215	8:51:24.903
6	3:01.529	+58.695	8:54:26.432

Lap	Lap Tm	Diff	Time of Day
(12) DAVID GÖRGES			
1	2:43.098	+38.692	8:42:45.547
2	2:06.975	+2.569	8:44:52.522
3	3:17.783	+1:13.377	8:48:10.305
4	2:04.406		8:50:14.711
5	2:27.436	+23.030	8:52:42.147

Lap	Lap Tm	Diff	Time of Day
(474) LUKÁŠ TOMÁŠEK			
1	2:16.521	+11.725	8:42:07.031
2	2:07.059	+2.263	8:44:14.090
3	2:04.796		8:46:18.886
4	2:06.982	+2.186	8:48:25.868
5	2:06.596	+1.800	8:50:32.464
6	2:28.537	+23.741	8:53:01.001

Lap	Lap Tm	Diff	Time of Day
(95) JAKUB ZELINKA			
1	2:18.483	+9.845	8:42:10.615
2	2:13.574	+4.936	8:44:24.189
3	2:08.638		8:46:32.827
4	2:29.646	+21.008	8:49:02.473
5	2:28.364	+19.726	8:51:30.837
6	2:11.547	+2.909	8:53:42.384

Lap	Lap Tm	Diff	Time of Day
(641) MARTIN ACHBERGER			
1	2:26.870	+16.455	8:42:35.017
2	2:12.301	+1.886	8:44:47.318
3	2:47.220	+36.805	8:47:34.538
4	2:10.415		8:49:44.953
5	2:42.042	+31.627	8:52:26.995

Lap	Lap Tm	Diff	Time of Day
(278) JINDŘICH SEDLÁK			
1	2:23.429	+2.727	8:45:33.263
2	2:20.702		8:47:53.965

Lap	Lap Tm	Diff	Time of Day
(79) DANIEL PEKÁRNA			
1	2:59.307	+37.428	8:43:10.783
2	3:19.691	+57.812	8:46:30.474
3	2:24.585	+2.706	8:48:55.059
4	2:21.879		8:51:16.938
5	2:32.105	+10.226	8:53:49.043

Lap	Lap Tm	Diff	Time of Day
(11) MAREK UHRIN			
1	2:47.585	+22.435	8:43:04.582
2	2:33.122	+7.972	8:45:37.704
3	2:25.150		8:48:02.854
4	2:26.577	+1.427	8:50:29.431
5	2:26.768	+1.618	8:52:56.199

Lap	Lap Tm	Diff	Time of Day
(55) ZDENĚK VITNER			
1	2:41.883	+13.408	8:43:40.336
2	2:28.475		8:46:08.811

Lap	Lap Tm	Diff	Time of Day
-----	--------	------	-------------

Chief of Timing & Scoring

Race Director

Orbits

www.cobratime.cz

Printed: 13.09.2025 8:58:32

MX

Sorted on best lap time

MX2

Dobřany 1,600 km

Kvalifikace

13.09.2025 10:40

Qualifying started at 11:10:42

Pos	No.	Last Name	First Name	Rok	Klub	Moto	Class	Laps	n Lap	Best Tm	Diff
1	537	KUČEŘÍK	DOMINIK	2006	TACHOV	KTM	MX2	6	2	1:51.665	
2	524	UBL	MICHAL	2005	LESANKA	GAS GAS	MX2	6	6	1:53.920	2.255
3	123	ŠLAJS	JAN	2005	CHUDENICE	HUSQVARNA	MX2	6	4	1:58.010	6.345
4	278	SEDLÁK	JINDŘICH	1982	SÝKOŘICE	HONDA	MX2	4	2	1:59.079	7.414
5	12	GÖRGES	DAVID	1995	ČIŽICE	YAMAHA	MX2	5	4	2:02.701	11.036
6	511	ŘÍHA	JAKUB	2011	BOR	KTM	MX2	6	4	2:02.706	11.041
7	54	VITNER	TOMÁŠ	1989	ŘEVNIČOV	HONDA	MX2	6	3	2:03.011	11.346
8	115	SADÍLEK	JAN	1995	ŠANOV	KAWASAKI	MX2	5	2	2:03.292	11.627
9	55	VITNER	ZDENĚK	1986	ŘEVNIČOV	HONDA	MX2	6	4	2:03.999	12.334
10	69	CUBR	ANTONÍN	2006	PLZEŇ	HONDA	MX2	6	5	2:06.349	14.684
11	132	BABIC	DOMINIK	2005	PASTUCHOVICE	HONDA	MX2	6	3	2:10.810	19.145
12	79	PEKÁRNA	DANIEL	1995	PŘEŠTICE	HONDA	MX2	6	4	2:13.352	21.687
13	216	LANGMAJER	DANIEL	1998	DNEŠICE	HONDA	MX1	6	6	2:15.009	23.344
14	217	ŠEDA	FILIP	2008	MIROVICE	YAMAHA	MX2	5	2	2:24.840	33.175

Chief of Timing & Scoring

Orbits

Race Director

www.cobratime.cz

Printed: 13.09.2025 11:25:51

MX

MX2

Kvalifikace

Qualifying started at 11:10:42

Dobřany 1,600 km

13.09.2025 10:40

Lap	Lap Tm	Diff	Time of Day
(537) DOMINIK KUČEŘÍK			
1	2:09.397	+17.732	11:13:17.498
2	1:51.665		11:15:09.163
3	2:21.909	+30.244	11:17:31.072
4	1:52.696	+1.031	11:19:23.768
5	1:54.140	+2.475	11:21:17.908
6	2:25.275	+33.610	11:23:43.183

Lap	Lap Tm	Diff	Time of Day
(524) MICHAL UBL			
1	2:00.663	+6.743	11:13:10.273
2	1:54.172	+0.252	11:15:04.445
3	2:16.762	+22.842	11:17:21.207
4	3:52.053	+1:58.133	11:21:13.260
5	1:54.802	+0.882	11:23:08.062
6	1:53.920		11:25:01.982

Lap	Lap Tm	Diff	Time of Day
(123) JAN ŠLAJS			
1	2:20.071	+22.061	11:13:33.245
2	1:58.884	+0.874	11:15:32.129
3	2:32.724	+34.714	11:18:04.853
4	1:58.010		11:20:02.863
5	2:25.071	+27.061	11:22:27.934
6	1:58.394	+0.384	11:24:26.328

Lap	Lap Tm	Diff	Time of Day
(278) JINDŘICH SEDLÁK			
1	2:26.786	+27.707	11:13:45.547
2	1:59.079		11:15:44.626
3	1:59.691	+0.612	11:17:44.317
4	2:02.056	+2.977	11:19:46.373

Lap	Lap Tm	Diff	Time of Day
(12) DAVID GÖRGES			
1	2:36.486	+33.785	11:14:06.341
2	2:02.753	+0.052	11:16:09.094
3	2:54.882	+52.181	11:19:03.976
4	2:02.701		11:21:06.677
5	2:42.258	+39.557	11:23:48.935

Lap	Lap Tm	Diff	Time of Day
(511) JAKUB ŘÍHA			
1	2:07.256	+4.550	11:13:18.881
2	2:12.265	+9.559	11:15:31.146
3	2:03.215	+0.509	11:17:34.361
4	2:02.706		11:19:37.067
5	2:04.425	+1.719	11:21:41.492
6	2:04.542	+1.836	11:23:46.034

Lap	Lap Tm	Diff	Time of Day
(54) TOMÁŠ VITNER			
1	2:17.848	+14.837	11:13:31.649
2	2:14.092	+11.081	11:15:45.741
3	2:03.011		11:17:48.752
4	2:03.933	+0.922	11:19:52.685
5	2:56.529	+53.518	11:22:49.214
6	2:17.356	+14.345	11:25:06.570

Lap	Lap Tm	Diff	Time of Day
(115) JAN SADÍLEK			
1	2:26.776	+23.484	11:13:46.496
2	2:03.292		11:15:49.788
3	2:46.504	+43.212	11:18:36.292
4	2:23.134	+19.842	11:20:59.426
5	2:04.084	+0.792	11:23:03.510

Lap	Lap Tm	Diff	Time of Day
(55) ZDENĚK VITNER			
1	2:16.164	+12.165	11:13:30.233
2	2:09.642	+5.643	11:15:39.875
3	2:06.963	+2.964	11:17:46.838
4	2:03.999		11:19:50.837

Lap	Lap Tm	Diff	Time of Day
5	2:24.477	+20.478	11:22:15.314
6	2:43.437	+39.438	11:24:58.751

Lap	Lap Tm	Diff	Time of Day
(69) ANTONÍN CUBR			
1	2:15.056	+8.707	11:13:30.297
2	2:07.098	+0.749	11:15:37.395
3	2:13.637	+7.288	11:17:51.032
4	2:11.207	+4.858	11:20:02.239
5	2:06.349		11:22:08.588
6	2:20.753	+14.404	11:24:29.341

Lap	Lap Tm	Diff	Time of Day
(132) DOMINIK BABIC			
1	2:18.413	+7.603	11:13:35.581
2	2:12.316	+1.506	11:15:47.897
3	2:10.810		11:17:58.707
4	2:18.707	+7.897	11:20:17.414
5	2:12.501	+1.691	11:22:29.915
6	2:14.624	+3.814	11:24:44.539

Lap	Lap Tm	Diff	Time of Day
(79) DANIEL PEKÁRNA			
1	2:37.018	+23.666	11:14:09.327
2	2:18.197	+4.845	11:16:27.524
3	2:22.348	+8.996	11:18:49.872
4	2:13.352		11:21:03.224
5	2:17.445	+4.093	11:23:20.669
6	2:19.361	+6.009	11:25:40.030

Lap	Lap Tm	Diff	Time of Day
(216) DANIEL LANGMAJER			
1	2:38.271	+23.262	11:14:02.682
2	2:24.027	+9.018	11:16:26.709
3	2:16.896	+1.887	11:18:43.605
4	2:18.238	+3.229	11:21:01.843
5	2:15.105	+0.096	11:23:16.948
6	2:15.009		11:25:31.957

Lap	Lap Tm	Diff	Time of Day
(217) FILIP ŠEDA			
1	2:29.373	+4.533	11:13:51.291
2	2:24.840		11:16:16.131
3	2:25.164	+0.324	11:18:41.295
4	2:25.520	+0.680	11:21:06.815
5	2:28.588	+3.748	11:23:35.403

Chief of Timing & Scoring

Race Director

Orbits

www.cobratime.cz

Printed: 13.09.2025 11:27:06

MX

Sorted on best lap time

MX2

Dobřany 1,600 km

Volný trénink

13.09.2025 08:00

Practice started at 8:19:32

Pos	No.	Last Name	First Name	Rok	Klub	Moto	Class	Laps	n Lap	Best Tm	Diff
1	537	KUČEŘÍK	DOMINIK	2006	TACHOV	KTM	MX2	7	7	1:54.697	
2	524	UBL	MICHAL	2005	LESANKA	GAS GAS	MX2	8	7	1:57.325	2.628
3	123	ŠLAJS	JAN	2005	CHUDENICE	HUSQVARNA	MX2	8	7	1:59.670	4.973
4	511	ŘÍHA	JAKUB	2011	BOR	KTM	MX2	8	3	2:07.548	12.851
5	69	CUBR	ANTONÍN	2006	PLZEŇ	HONDA	MX2	8	2	2:08.111	13.414
6	54	VITNER	TOMÁŠ	1989	ŘEVNIČOV	HONDA	MX2	6	3	2:19.832	25.135
7	115	SADÍLEK	JAN	1995	ŠANOV	KAWASAKI	MX2	5	3	2:24.061	29.364
8	132	BABIC	DOMINIK	2005	PASTUCHOVICE	HONDA	MX2	5	3	2:24.686	29.989
9	217	ŠEDA	FILIP	2008	MIROVICE	YAMAHA	MX2	4	3	2:37.700	43.003
10	72	NOVÝ	VOJTĚCH	2011	STARÝ PIVOVAR		MX2	6	5	2:47.048	52.351

Chief of Timing & Scoring

Orbits

Race Director

www.cobratime.cz

Printed: 13.09.2025 8:56:47

MX

MX2

Volný trénink

Practice started at 8:19:32

Dobřany 1,600 km

13.09.2025 08:00

Lap	Lap Tm	Diff	Time of Day
(537) DOMINIK KUČEŘÍK			
1	2:11.993	+17.296	8:21:46.183
2	2:05.301	+10.604	8:23:51.484
3	1:57.105	+2.408	8:25:48.589
4	2:11.268	+16.571	8:27:59.857
5	1:55.707	+1.010	8:29:55.564
6	2:10.398	+15.701	8:32:05.962
7	1:54.697		8:34:00.659

(524) MICHAL UBL			
1	2:10.415	+13.090	8:21:43.114
2	2:04.128	+6.803	8:23:47.242
3	2:10.225	+12.900	8:25:57.467
4	2:05.226	+7.901	8:28:02.693
5	1:58.963	+1.638	8:30:01.656
6	2:18.957	+21.632	8:32:20.613
7	1:57.325		8:34:17.938
8	2:25.535	+28.210	8:36:43.473

(123) JAN ŠLAJS			
1	2:12.247	+12.577	8:21:47.807
2	2:05.162	+5.492	8:23:52.969
3	2:01.291	+1.621	8:25:54.260
4	2:25.743	+26.073	8:28:20.003
5	2:01.646	+1.976	8:30:21.649
6	2:42.053	+42.383	8:33:03.702
7	1:59.670		8:35:03.372
8	2:45.476	+45.806	8:37:48.848

(511) JAKUB ŘÍHA			
1	2:12.338	+4.790	8:21:49.367
2	2:09.735	+2.187	8:23:59.102
3	2:07.548		8:26:06.650
4	2:07.570	+0.022	8:28:14.220
5	2:08.814	+1.266	8:30:23.034
6	2:08.109	+0.561	8:32:31.143
7	2:07.647	+0.099	8:34:38.790
8	2:08.940	+1.392	8:36:47.730

(69) ANTONÍN CUBR			
1	2:16.256	+8.145	8:21:53.976
2	2:08.111		8:24:02.087
3	2:09.509	+1.398	8:26:11.596
4	2:13.013	+4.902	8:28:24.609
5	2:13.048	+4.937	8:30:37.657
6	2:13.839	+5.728	8:32:51.496
7	2:14.303	+6.192	8:35:05.799
8	2:17.148	+9.037	8:37:22.947

(54) TOMÁŠ VITNER			
1	2:34.720	+14.888	8:24:54.536
2	2:27.469	+7.637	8:27:22.005
3	2:19.832		8:29:41.837
4	2:20.534	+0.702	8:32:02.371
5	2:26.958	+7.126	8:34:29.329
6	2:58.116	+38.284	8:37:27.445

(115) JAN SADÍLEK			
1	2:39.570	+15.509	8:24:53.623
2	2:24.573	+0.512	8:27:18.196
3	2:24.061		8:29:42.257
4	2:25.505	+1.444	8:32:07.762
5	2:47.127	+23.066	8:34:54.889

(132) DOMINIK BABIC			
----------------------------	--	--	--

Lap	Lap Tm	Diff	Time of Day
1	2:29.145	+4.459	8:22:17.413
2	2:30.427	+5.741	8:24:47.840
3	2:24.686		8:27:12.526
4	2:31.756	+7.070	8:29:44.282
5	2:25.296	+0.610	8:32:09.578

(217) FILIP ŠEDA			
1	2:48.509	+10.809	8:29:33.415
2	2:42.470	+4.770	8:32:15.885
3	2:37.700		8:34:53.585
4	2:38.568	+0.868	8:37:32.153

(72) VOJTĚCH NOVÝ			
1	2:54.440	+7.392	8:22:38.946
2	2:57.784	+10.736	8:25:36.730
3	2:50.986	+3.938	8:28:27.716
4	2:48.485	+1.437	8:31:16.201
5	2:47.048		8:34:03.249
6	3:48.813	+1:01.765	8:37:52.062

Lap	Lap Tm	Diff	Time of Day
-----	--------	------	-------------

Chief of Timing & Scoring

Race Director

Orbits

www.cobratime.cz

Printed: 13.09.2025 8:57:42