


ČESKÝ POHÁR MX 2025

50 ccm

Horšovský Týn 1,600 km

CELKOVÉ VÝSLEDKY 50 ccm




Pos	No.	Name	Rok	Klub	Moto	Class	R1.	R2.	Total points
1	17	TOMÁŠ VÁLEK	2017	AIR POWER RACING	GAS GAS	50 ccm	25	25	50
2	19	JOSEF ZAVACKI	2016	MX KIDS ACADEMY / VÍTKOV	KTM	50 ccm	22	22	44
3	33	MARTIN KVASNIČKA	2019	MNÍŠEK POD BRDY	HUSQVARNA	50 ccm	20	20	40
4	27	ALEX MÁŠA	2012	NEPOMUK	HUSQVARNA	50 ccm	18	--	18

ČESKÝ POHÁR MX 2025

Sorted on Laps

50 ccm
 Závod 1
 Race started at 12:09:51

Horšovský Týn 1,600 km
 20.09.2025 11:45



Pos	No.	Name	Rok	Klub	Moto	Laps	Total Tm	Diff	In Lap	Best Tm	Points
1	17	TOMÁŠ VÁLEK	2017	AIR POWER RACING	GAS GAS	7	17:35.467		4	2:26.243	25
2	19	JOSEF ZAVACKI	2016	MX KIDS ACADEMY / VÍTKOV	KTM	7	19:31.479	1:56.012	6	2:43.387	22
3	33	MARTIN KVASNIČKA	2019	MNÍŠEK POD BRDY	HUSQVARNA	6	18:18.872	1 Lap	3	2:45.567	20
4	27	ALEX MÁŠA	2012	NEPOMUK	HUSQVARNA	2	8:57.455	5 Laps	2	3:48.107	18

Margin of Victory	Avg. Speed	Best Lap Tm	Best Speed	Best Lap by
1:56.012	38,201	2:26.243	39,387	17 - TOMÁŠ VÁLEK

Chief of Timing & Scoring
 Race Director

Orbits

ČESKÝ POHÁR MX 2025

50 ccm

Horšovský Týn 1,600 km

Závod 1

20.09.2025 11:45

Race started at 12:09:51

Lap	Lap Tm	Diff	Time of Day
(17) TOMÁŠ VÁLEK			
1			12:12:24.831
2	2:33.209	+6.966	12:14:58.040
3	2:30.110	+3.867	12:17:28.150
4	2:26.243		12:19:54.393
5	2:30.470	+4.227	12:22:24.863
6	2:31.524	+5.281	12:24:56.387
7	2:30.957	+4.714	12:27:27.344

Lap	Lap Tm	Diff	Time of Day
(19) JOSEF ZAVACKI			
1			12:12:48.263
2	2:50.845	+7.458	12:15:39.108
3	2:46.184	+2.797	12:18:25.292
4	2:44.783	+1.396	12:21:10.075
5	2:44.068	+0.681	12:23:54.143
6	2:43.387		12:26:37.530
7	2:45.826	+2.439	12:29:23.356

Lap	Lap Tm	Diff	Time of Day
(33) MARTIN KVASNIČKA			
1			12:13:34.771
2	2:47.071	+1.504	12:16:21.842
3	2:45.567		12:19:07.409
4	2:49.990	+4.423	12:21:57.399
5	2:50.178	+4.611	12:24:47.577
6	3:23.172	+37.605	12:28:10.749

Lap	Lap Tm	Diff	Time of Day
(27) ALEX MÁŠA			
1			12:15:01.225
2	3:48.107		12:18:49.332

Lap Lap Tm Diff Time of Day

Lap Lap Tm Diff Time of Day

50 ccm

Horšovský Týn 1,600 km

Závod 1

20.09.2025 11:45

Race started at 12:09:51

Competitors	Laps						
	1	2	3	4	5	6	7
TOMÁŠ VÁLEK (17)	17	17	17	17	17	17	17
JOSEF ZAVACKI (19)	19	19	19	19	19	19	19
MARTIN KVASNIČKA (33)	33	33	33	33	33	33	
ALEX MÁŠA (27)	27	27					

ČESKÝ POHÁR MX 2025

Sorted on Laps

50 ccm

Horšovský Týn 1,600 km

Závod 2

20.09.2025 12:20

Race started at 12:47:34

Pos	No.	Name	Rok	Klub	Moto	Laps	Total Tm	Diff	In Lap	Best Tm	Points
1	17	TOMÁŠ VÁLEK	2017	AIR POWER RACING	GAS GAS	7	16:48.240		2	2:22.311	25
2	19	JOSEF ZAVACKI	2016	MX KIDS ACADEMY / VÍTKOV	KTM	7	18:41.578	1:53.338	3	2:36.809	22
3	33	MARTIN KVASNIČKA	2019	MNÍŠEK POD BRDY	HUSQVARNA	6	17:45.081	1 Lap	5	2:47.921	20

Margin of Victory	Avg. Speed	Best Lap Tm	Best Speed	Best Lap by
1:53.338	39,990	2:22.311	40,475	17 - TOMÁŠ VÁLEK

Chief of Timing & Scoring

Orbits

Race Director

www.cobratime.cz

ČESKÝ POHÁR MX 2025

50 ccm

Horšovský Týn 1,600 km

Závod 2

20.09.2025 12:20

Race started at 12:47:34

Lap	Lap Tm	Diff	Time of Day
(17) TOMÁŠ VÁLEK			
1			12:49:58.187
2	2:22.311		12:52:20.498
3	2:24.544	+2.233	12:54:45.042
4	2:23.739	+1.428	12:57:08.781
5	2:25.686	+3.375	12:59:34.467
6	2:22.816	+0.505	13:01:57.283
7	2:25.638	+3.327	13:04:22.921

Lap	Lap Tm	Diff	Time of Day
(19) JOSEF ZAVACKI			
1			12:50:06.088
2	2:40.349	+3.540	12:52:46.437
3	2:36.809		12:55:23.246
4	2:38.348	+1.539	12:58:01.594
5	2:44.355	+7.546	13:00:45.949
6	2:45.636	+8.827	13:03:31.585
7	2:44.674	+7.865	13:06:16.259

Lap	Lap Tm	Diff	Time of Day
(33) MARTIN KVASNIČKA			
1			12:50:17.764
2	3:37.270	+49.349	12:53:55.034
3	2:52.189	+4.268	12:56:47.223
4	2:52.013	+4.092	12:59:39.236
5	2:47.921		13:02:27.157
6	2:52.605	+4.684	13:05:19.762

Lap Lap Tm Diff Time of Day

Lap Lap Tm Diff Time of Day

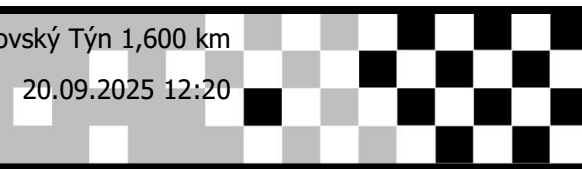
50 ccm

Horšovský Týn 1,600 km

Závod 2

20.09.2025 12:20

Race started at 12:47:34



Competitors	Laps						
	1	2	3	4	5	6	7
TOMÁŠ VÁLEK (17)	17	17	17	17	17	17	17
JOSEF ZAVACKI (19)	19	19	19	19	19	19	19
MARTIN KVASNIČKA (33)	33	33	33	33	33	33	

ČESKÝ POHÁR MX 2025

Sorted on best lap time

50 ccm

Horšovský Týn 1,600 km

Kvalifikace

20.09.2025 09:40

Qualifying started at 10:03:24

Pos	No.	Last Name	First Name	Rok	Klub	Moto	Class	Laps	n Lap	Best Tm	Diff
1	17	VÁLEK	TOMÁŠ	2017	AIR POWER RACING	GAS GAS	50 ccm	5	4	2:18.134	
2	19	ZAVACKI	JOSEF	2016	MX KIDS ACADEMY / VÍTKOV	KTM	50 ccm	5	3	2:24.097	5.963
3	33	KVASNIČKA	MARTIN	2019	MNÍŠEK POD BRDY	HUSQVARNA	50 ccm	4	3	2:35.207	17.073
4	27	MÁŠA	ALEX	2012	NEPOMUK	HUSQVARNA	50 ccm	4	4	3:12.213	54.079

ČESKÝ POHÁR MX 2025

50 ccm

Horšovský Týn 1,600 km

Kvalifikace

20.09.2025 09:40

Qualifying started at 10:03:24

Lap	Lap Tm	Diff	Time of Day
(17) TOMÁŠ VÁLEK			
1	2:24.599	+6.465	10:05:53.411
2	2:20.786	+2.652	10:08:14.197
3	2:20.353	+2.219	10:10:34.550
4	2:18.134		10:12:52.684
5	2:20.305	+2.171	10:15:12.989
(19) JOSEF ZAVACKI			
1	2:37.446	+13.349	10:06:37.242
2	2:29.539	+5.442	10:09:06.781
3	2:24.097		10:11:30.878
4	2:29.345	+5.248	10:14:00.223
5	2:30.208	+6.111	10:16:30.431
(33) MARTIN KVASNIČKA			
1	2:47.646	+12.439	10:06:23.252
2	2:43.290	+8.083	10:09:06.542
3	2:35.207		10:11:41.749
4	2:39.377	+4.170	10:14:21.126
(27) ALEX MÁŠA			
1	3:27.080	+14.867	10:07:10.183
2	3:18.689	+6.476	10:10:28.872
3	3:12.361	+0.148	10:13:41.233
4	3:12.213		10:16:53.446

Lap Lap Tm Diff Time of Day

Lap Lap Tm Diff Time of Day

ČESKÝ POHÁR MX 2025

Sorted on best lap time

50 ccm

Horšovský Týn 1,600 km

Volný trénink

20.09.2025 08:30

Practice started at 8:55:21

Pos	No.	Last Name	First Name	Rok	Klub	Moto	Class	Laps	n Lap	Best Tm	Diff
1	17	VÁLEK	TOMÁŠ	2017	AIR POWER RACING	GAS GAS	50 ccm	6	4	2:29.774	
2	19	ZAVACKI	JOSEF	2016	MX KIDS ACADEMY / VÍTKOV	KTM	50 ccm	6	5	2:40.714	10.940
3	33	KVASNIČKA	MARTIN	2019	MNÍŠEK POD BRDY	HUSQVARNA	50 ccm	6	5	2:44.443	14.669
4	27	MÁŠA	ALEX	2012	NEPOMUK	HUSQVARNA	50 ccm	4	3	3:56.822	1:27.048

ČESKÝ POHÁR MX 2025

50 ccm

Horšovský Týn 1,600 km

Volný trénink

20.09.2025 08:30

Practice started at 8:55:21

Lap	Lap Tm	Diff	Time of Day
(17) TOMÁŠ VÁLEK			
1			8:55:21.446
2	3:42.351	+1:12.577	8:59:03.797
3	2:32.415	+2.641	9:01:36.212
4	2:29.774		9:04:05.986
5	2:30.903	+1.129	9:06:36.889
6	2:30.924	+1.150	9:09:07.813

Lap	Lap Tm	Diff	Time of Day
(19) JOSEF ZAVACKI			
1			8:55:23.735
2	3:45.755	+1:05.041	8:59:09.490
3	2:52.731	+12.017	9:02:02.221
4	2:45.423	+4.709	9:04:47.644
5	2:40.714		9:07:28.358
6	2:44.774	+4.060	9:10:13.132

Lap	Lap Tm	Diff	Time of Day
(33) MARTIN KVASNIČKA			
1			8:55:25.432
2	3:47.995	+1:03.552	8:59:13.427
3	2:56.435	+11.992	9:02:09.862
4	3:05.644	+21.201	9:05:15.506
5	2:44.443		9:07:59.949
6	2:49.255	+4.812	9:10:49.204

Lap	Lap Tm	Diff	Time of Day
(27) ALEX MÁŠA			
1			8:55:26.027
2	4:16.051	+19.229	8:59:42.078
3	3:56.822		9:03:38.900
4	4:15.038	+18.216	9:07:53.938

Lap Lap Tm Diff Time of Day

Lap Lap Tm Diff Time of Day