


ČESKÝ POHÁR MX 2025

MX1+MX2

Horšovský Týn 1,600 km

CELKOVÉ VÝSLEDKY MX1 + MX2



Pos	No.	Name	Rok	Klub	Moto	Class	R1.	R2.	Total points
MX1									
1	87	PETR FOJTÍK	1987	ZAJEČOV	HONDA	MX1	22	25	47
2	107	MATYÁŠ JANDA	2000	DOLNÍ LUKAVICE	HONDA	MX1	25	22	47
3	161	PETR BULÍK	1989	KAZNĚJOV	KAWASAKI	MX1	18	20	38
4	595	TOMÁŠ ŽIPAJ	1997	PLANÁ	SUZUKI	MX1	20	18	38
5	95	JAKUB ZELINKA	1995	VRANOVICE	HONDA	MX1	15	16	31
6	474	LUKÁŠ TOMÁŠEK	1994	PŘEŠTICE	KAWASAKI	MX1	16	15	31
7	641	MARTIN ACHBERGER	1991	HORŠOVSKÝ TÝN	SUZUKI	MX1	14	14	28
8	216	DANIEL LANGMAJER	1998	DNEŠICE	HONDA	MX1	12	13	25
9	115	JAROSLAV ZADRAŽIL	1986	HORŠOVSKÝ TÝN	SUZUKI	MX1	13	12	25
10	867	ROMAN MOUCHA	1988	KYNŠPERK NAD OHŘÍ	SUZUKI	MX1	11	11	22
MX2									
1	537	DOMINIK KUČERÍK	2006	TACHOV	KTM	MX2	25	25	50
2	524	MICHAL UBL	2005	LESANKA	GAS GAS	MX2	22	22	44
3	123	JAN ŠLAJS	2005	CHUDENICE	HUSQVARNA	MX2	20	20	40
4	511	JAKUB ŘÍHA	2011	BOR	KTM	MX2	18	16	34
5	810	MAREK STROHSCHNEIDER	2004	SULISLAV	YAMAHA	MX2	15	18	33
6	209	MARTIN HOUDEK	2009	ČEMINY	KTM	MX2	16	14	30
7	170	JAROSLAV STANĚK	1988	HORAŽDOVICE	YAMAHA	MX2	12	15	27
8	12	DAVID GÖRGES	1995	ČIŽICE	YAMAHA	MX2	14	13	27
9	3	JAKUB DUCHOŇ	2006	PÍSEK	KAWASAKI	MX2	10	12	22
10	79	DANIEL PEKÁRNA	1995	PŘEŠTICE	HONDA	MX2	11	11	22
11	115	JAN SADÍLEK	1995	ŠANOV	KAWASAKI	MX2	13	8	21
12	96	FILIP KOMÁREK	2008	BLÍŽEJOV	KAWASAKI	MX2	8	10	18
13	17	MATĚJ ŠPRINGER	2003	BLUE SMOKE / DNEŠICE	HONDA	MX2	9	9	18
14	217	FILIP ŠEDA	2008	MIROVICE	YAMAHA	MX2	7	--	7
15	28	NICO KINDL	2008	GERMANY	KTM	MX2	6	--	6

Chief of Timing & Scoring

Orbits

Race Director

www.cobratime.cz

ČESKÝ POHÁR MX 2025

Sorted on Laps

MX1+MX2

Horšovský Týn 1,600 km

Závod 1

20.09.2025 13:30

Race started at 14:00:12

Pos	No.	Name	Rok	Klub	Moto	Laps	Total Tm	Diff	In Lap	Best Tm	Points
MX1											
1	107	MATYÁŠ JANDA	2000	DOLNÍ LUKAVICE	HONDA	14	23:39.026		5	1:40.045	25
2	87	PETR FOJTÍK	1987	ZAJEČOV		14	24:00.131	21.105	7	1:39.954	22
3	595	TOMÁŠ ŽIPAJ	1997	PLANÁ	SUZUKI	14	24:09.544	30.518	6	1:40.099	20
4	161	PETR BULÍK	1989	KAZNĚJOV	KAWASAKI	14	24:11.256	32.230	14	1:41.037	18
5	474	LUKÁŠ TOMÁŠEK	1994	PŘEŠTICE	KAWASAKI	14	25:10.296	1:31.270	14	1:45.527	16
6	95	JAKUB ZELINKA	1995	VRANOVICE	HONDA	14	25:21.750	1:42.724	5	1:44.159	15
7	641	MARTIN ACHBERGER	1991	HORŠOVSKÝ TÝN	SUZUKI	14	25:29.355	1:50.329	8	1:46.314	14
8	115	JAROSLAV ZADRAŽIL	1986	HORŠOVSKÝ TÝN	SUZUKI	13	24:34.186	1 Lap	2	1:50.848	13
9	216	DANIEL LANGMAJER	1998	DNEŠICE	HONDA	13	24:36.571	1 Lap	5	1:50.577	12
10	867	ROMAN MOUCHA	1988	KYNŠPERK NAD OHŘÍ		13	24:54.852	1 Lap	10	1:51.688	11
MX2											
1	537	DOMINIK KUČERÍK	2006	TACHOV	KTM	14	23:50.794		3	1:39.884	25
2	524	MICHAL UBL	2005	LESANKA	GAS GAS	14	24:37.462	46.668	11	1:42.712	22
3	123	JAN ŠLAJS	2005	CHUDENICE	HUSQVARNA	14	24:38.165	47.371	8	1:43.966	20
4	511	JAKUB ŘÍHA	2011	BOR	KTM	14	24:39.488	48.694	9	1:44.115	18
5	209	MARTIN HOUDEK	2009	ČEMINY	KTM	14	25:00.099	1:09.305	13	1:44.009	16
6	810	MAREK STROHSCHNEIDER	2004	SULISLAV	YAMAHA	14	25:04.028	1:13.234	4	1:45.485	15
7	12	DAVID GÖRGES	1995	ČIŽICE	YAMAHA	13	23:41.970	1 Lap	5	1:46.750	14
8	115	JAN SADÍLEK	1995	ŠANOV	KAWASAKI	13	23:53.182	1 Lap	6	1:46.866	13
9	170	JAROSLAV STANĚK	1988	HORAŽDOVICE	YAMAHA	13	23:57.006	1 Lap	8	1:48.148	12
10	79	DANIEL PEKÁRNA	1995	PŘEŠTICE	HONDA	13	25:14.028	1 Lap	5	1:53.444	11
11	3	JAKUB DUCHOŇ	2006	PÍSEK	KAWASAKI	13	25:17.046	1 Lap	6	1:53.084	10
12	17	MATĚJ ŠPRINGER	2003	BLUE SMOKE / DNEŠICE	HONDA	12	23:47.102	2 Laps	2	1:55.484	9
13	96	FILIP KOMÁREK	2008	BLÍŽEJOV		12	23:55.002	2 Laps	2	1:55.442	8
14	217	FILIP ŠEDA	2008	MIROVICE	YAMAHA	12	25:02.335	2 Laps	2	1:55.035	7
15	28	NICO KINDL	2008	GERMANY	KTM	7	13:03.882	7 Laps	5	1:46.055	6

Margin of Victory

Avg. Speed

Best Lap Tm

Best Speed

Best Lap by

11.768

56,828

1:39.884

57,667

537 - DOMINIK KUČERÍK

Chief of Timing & Scoring

Orbits

Race Director

www.cobratime.cz

ČESKÝ POHÁR MX 2025

Sorted on Laps

MX1+MX2

Horšovský Týn 1,600 km

Závod 1

20.09.2025 13:30

Race started at 14:00:12

Pos	No.	Name	Rok	Klub	Moto	Laps	Total Tm	Diff	In Lap	Best Tm	Points
1	107	MATYÁŠ JANDA	2000	DOLNÍ LUKAVICE	HONDA	14	23:39.026		5	1:40.045	25
2	537	DOMINIK KUČEŘÍK	2006	TACHOV	KTM	14	23:50.794	11.768	3	1:39.884	25
3	87	PETR FOJTÍK	1987	ZAJEČOV		14	24:00.131	21.105	7	1:39.954	22
4	595	TOMÁŠ ŽIPAJ	1997	PLANÁ	SUZUKI	14	24:09.544	30.518	6	1:40.099	20
5	161	PETR BULÍK	1989	KAZNĚJOV	KAWASAKI	14	24:11.256	32.230	14	1:41.037	18
6	524	MICHAL UBL	2005	LESANKA	GAS GAS	14	24:37.462	58.436	11	1:42.712	22
7	123	JAN ŠLAJS	2005	CHUDENICE	HUSQVARNA	14	24:38.165	59.139	8	1:43.966	20
8	511	JAKUB ŘÍHA	2011	BOR	KTM	14	24:39.488	1:00.462	9	1:44.115	18
9	209	MARTIN HOUDEK	2009	ČEMINY	KTM	14	25:00.099	1:21.073	13	1:44.009	16
10	810	MAREK STROHSCHNEIDER	2004	SULISLAV	YAMAHA	14	25:04.028	1:25.002	4	1:45.485	15
11	474	LUKÁŠ TOMÁŠEK	1994	PŘEŠTICE	KAWASAKI	14	25:10.296	1:31.270	14	1:45.527	16
12	95	JAKUB ZELINKA	1995	VRANOVICE	HONDA	14	25:21.750	1:42.724	5	1:44.159	15
13	641	MARTIN ACHBERGER	1991	HORŠOVSKÝ TÝN	SUZUKI	14	25:29.355	1:50.329	8	1:46.314	14
14	12	DAVID GÖRGES	1995	ČIŽICE	YAMAHA	13	23:41.970	1 Lap	5	1:46.750	14
15	115	JAN SADÍLEK	1995	ŠANOV	KAWASAKI	13	23:53.182	1 Lap	6	1:46.866	13
16	170	JAROSLAV STANĚK	1988	HORAŽĎOVICE	YAMAHA	13	23:57.006	1 Lap	8	1:48.148	12
17	115	JAROSLAV ZADRAŽIL	1986	HORŠOVSKÝ TÝN	SUZUKI	13	24:34.186	1 Lap	2	1:50.848	13
18	216	DANIEL LANGMAJER	1998	DNEŠICE	HONDA	13	24:36.571	1 Lap	5	1:50.577	12
19	867	ROMAN MOUCHA	1988	KYNŠPERK NAD OHŘÍ		13	24:54.852	1 Lap	10	1:51.688	11
20	79	DANIEL PEKÁRNA	1995	PŘEŠTICE	HONDA	13	25:14.028	1 Lap	5	1:53.444	11
21	3	JAKUB DUCHOŇ	2006	PÍSEK	KAWASAKI	13	25:17.046	1 Lap	6	1:53.084	10
22	17	MATĚJ ŠPRINGER	2003	BLUE SMOKE / DNEŠICE	HONDA	12	23:47.102	2 Laps	2	1:55.484	9
23	96	FILIP KOMÁREK	2008	BLÍŽEJOV		12	23:55.002	2 Laps	2	1:55.442	8
24	217	FILIP ŠEDA	2008	MIROVICE	YAMAHA	12	25:02.335	2 Laps	2	1:55.035	7
25	28	NICO KINDL	2008	GERMANY	KTM	7	13:03.882	7 Laps	5	1:46.055	6

Margin of Victory	Avg. Speed	Best Lap Tm	Best Speed	Best Lap by
11.768	56,828	1:39.884	57,667	537 - DOMINIK KUČEŘÍK

Chief of Timing & Scoring

Orbits

Race Director

www.cobratime.cz

ČESKÝ POHÁR MX 2025

MX1+MX2

Horšovský Týn 1,600 km

Závod 1

20.09.2025 13:30

Race started at 14:00:12

Lap	Lap Tm	Diff	Time of Day
(107) MATYÁŠ JANDA			
1			14:01:55.913
2	1:41.300	+1.255	14:03:37.213
3	1:40.531	+0.486	14:05:17.744
4	1:41.166	+1.121	14:06:58.910
5	1:40.045		14:08:38.955
6	1:40.485	+0.440	14:10:19.440
7	1:40.509	+0.464	14:11:59.949
8	1:41.371	+1.326	14:13:41.320
9	1:40.870	+0.825	14:15:22.190
10	1:40.990	+0.945	14:17:03.180
11	1:41.640	+1.595	14:18:44.820
12	1:41.391	+1.346	14:20:26.211
13	1:40.798	+0.753	14:22:07.009
14	1:44.087	+4.042	14:23:51.096

Lap	Lap Tm	Diff	Time of Day
(537) DOMINIK KUČEŘÍK			
1			14:01:57.958
2	1:41.320	+1.436	14:03:39.278
3	1:39.884		14:05:19.162
4	1:40.439	+0.555	14:06:59.601
5	1:41.262	+1.378	14:08:40.863
6	1:40.749	+0.865	14:10:21.612
7	1:40.954	+1.070	14:12:02.566
8	1:42.588	+2.704	14:13:45.154
9	1:41.632	+1.748	14:15:26.786
10	1:42.206	+2.322	14:17:08.992
11	1:42.013	+2.129	14:18:51.005
12	1:43.995	+4.111	14:20:35.000
13	1:43.491	+3.607	14:22:18.491
14	1:44.373	+4.489	14:24:02.864

Lap	Lap Tm	Diff	Time of Day
(87) PETR FOJTÍK			
1			14:01:55.339
2	1:40.765	+0.811	14:03:36.104
3	1:52.243	+12.289	14:05:28.347
4	1:42.236	+2.282	14:07:10.583
5	1:41.436	+1.482	14:08:52.019
6	1:41.469	+1.515	14:10:33.488
7	1:39.954		14:12:13.442
8	1:42.888	+2.934	14:13:56.330
9	1:41.794	+1.840	14:15:38.124
10	1:43.039	+3.085	14:17:21.163
11	1:42.491	+2.537	14:19:03.654
12	1:42.392	+2.438	14:20:46.046
13	1:42.485	+2.531	14:22:28.531
14	1:43.670	+3.716	14:24:12.201

Lap	Lap Tm	Diff	Time of Day
(595) TOMÁŠ ŽIPAJ			
1			14:01:54.707
2	1:40.905	+0.806	14:03:35.612
3	1:40.380	+0.281	14:05:15.992
4	1:42.565	+2.466	14:06:58.557
5	1:41.823	+1.724	14:08:40.380
6	1:40.099		14:10:20.479
7	1:41.601	+1.502	14:12:02.080
8	1:41.905	+1.806	14:13:43.985
9	1:42.295	+2.196	14:15:26.280
10	1:43.755	+3.656	14:17:10.035
11	1:42.514	+2.415	14:18:52.549
12	1:53.932	+13.833	14:20:46.481
13	1:48.819	+8.720	14:22:35.300
14	1:46.314	+6.215	14:24:21.614

Lap	Lap Tm	Diff	Time of Day
(161) PETR BULÍK			
1			14:01:55.913
2	1:48.765	+4.756	14:03:55.962

Lap	Lap Tm	Diff	Time of Day
1			14:01:57.433
2	1:42.417	+1.380	14:03:39.850
3	1:41.534	+0.497	14:05:21.384
4	1:43.617	+2.580	14:07:05.001
5	1:42.248	+1.211	14:08:47.249
6	1:42.586	+1.549	14:10:29.835
7	1:45.425	+4.388	14:12:15.260
8	1:43.585	+2.548	14:13:58.845
9	1:44.896	+3.859	14:15:43.741
10	1:44.213	+3.176	14:17:27.954
11	1:44.273	+3.236	14:19:12.227
12	1:44.894	+3.857	14:20:57.121
13	1:45.168	+4.131	14:22:42.289
14	1:41.037		14:24:23.326

Lap	Lap Tm	Diff	Time of Day
(524) MICHAL UBL			
1			14:02:04.293
2	1:56.103	+13.391	14:04:00.396
3	1:46.778	+4.066	14:05:47.174
4	1:45.255	+2.543	14:07:32.429
5	1:44.079	+1.367	14:09:16.508
6	1:44.462	+1.750	14:11:00.970
7	1:43.995	+1.283	14:12:44.965
8	1:42.776	+0.064	14:14:27.741
9	1:42.991	+0.279	14:16:10.732
10	1:43.083	+0.371	14:17:53.815
11	1:42.712		14:19:36.527
12	1:43.864	+1.152	14:21:20.391
13	1:44.256	+1.544	14:23:04.647
14	1:44.885	+2.173	14:24:49.532

Lap	Lap Tm	Diff	Time of Day
(123) JAN ŠLAJS			
1			14:02:04.798
2	1:45.307	+1.341	14:03:50.105
3	1:45.977	+2.011	14:05:36.082
4	1:45.801	+1.835	14:07:21.883
5	1:45.043	+1.077	14:09:06.926
6	1:45.112	+1.146	14:10:52.038
7	1:44.637	+0.671	14:12:36.675
8	1:43.966		14:14:20.641
9	1:44.215	+0.249	14:16:04.856
10	1:45.521	+1.555	14:17:50.377
11	1:44.940	+0.974	14:19:35.317
12	1:44.671	+0.705	14:21:19.988
13	1:45.162	+1.196	14:23:05.150
14	1:45.085	+1.119	14:24:50.235

Lap	Lap Tm	Diff	Time of Day
(511) JAKUB ŘÍHA			
1			14:02:02.194
2	1:47.282	+3.167	14:03:49.476
3	1:47.619	+3.504	14:05:37.095
4	1:46.389	+2.274	14:07:23.484
5	1:45.573	+1.458	14:09:09.057
6	1:44.500	+0.385	14:10:53.557
7	1:44.343	+0.228	14:12:37.900
8	1:44.167	+0.052	14:14:22.067
9	1:44.115		14:16:06.182
10	1:45.388	+1.273	14:17:51.570
11	1:44.518	+0.403	14:19:36.088
12	1:45.280	+1.165	14:21:21.368
13	1:44.904	+0.789	14:23:06.272
14	1:45.286	+1.171	14:24:51.558

Lap	Lap Tm	Diff	Time of Day
(209) MARTIN HOUDEK			
1			14:02:07.197
2	1:48.765	+4.756	14:03:55.962

Lap	Lap Tm	Diff	Time of Day
3	1:47.868	+3.859	14:05:43.830
4	1:46.158	+2.149	14:07:29.988
5	1:44.372	+0.363	14:09:14.360
6	1:45.982	+1.973	14:11:00.342
7	1:46.190	+2.181	14:12:46.532
8	1:45.642	+1.633	14:14:32.174
9	1:45.568	+1.559	14:16:17.742
10	1:47.327	+3.318	14:18:05.069
11	1:47.811	+3.802	14:19:52.880
12	1:50.221	+6.212	14:21:43.101
13	1:44.009		14:23:27.110
14	1:45.059	+1.050	14:25:12.169

Lap	Lap Tm	Diff	Time of Day
(810) MAREK STROHSCHNEIDER			
1			14:02:06.484
2	1:48.577	+3.092	14:03:55.061
3	1:46.112	+0.627	14:05:41.173
4	1:45.485		14:07:26.658
5	1:46.397	+0.912	14:09:13.055
6	1:46.774	+1.289	14:10:59.829
7	1:46.160	+0.675	14:12:45.989
8	1:46.669	+1.184	14:14:32.658
9	1:49.744	+4.259	14:16:22.402
10	1:45.524	+0.039	14:18:07.926
11	1:47.831	+2.346	14:19:55.757
12	1:46.235	+0.750	14:21:41.992
13	1:46.421	+0.936	14:23:28.413
14	1:47.685	+2.200	14:25:16.098

Lap	Lap Tm	Diff	Time of Day
(474) LUKÁŠ TOMÁŠEK			
1			14:02:01.519
2	1:47.209	+1.682	14:03:48.728
3	1:47.027	+1.500	14:05:35.755
4	1:49.416	+3.889	14:07:25.171
5	1:47.347	+1.820	14:09:12.518
6	1:49.047	+3.520	14:11:01.565
7	1:49.779	+4.252	14:12:51.344
8	1:48.093	+2.566	14:14:39.437
9	1:47.035	+1.508	14:16:26.472
10	1:47.022	+1.495	14:18:13.494
11	1:47.407	+1.880	14:20:00.901
12	1:48.066	+2.539	14:21:48.967
13	1:47.872	+2.345	14:23:36.839
14	1:45.527		14:25:22.366

Lap	Lap Tm	Diff	Time of Day
(95) JAKUB ZELINKA			
1			14:02:09.054
2	1:47.373	+3.214	14:03:56.427
3	1:48.309	+4.150	14:05:44.736
4	1:47.076	+2.917	14:07:31.812
5	1:44.159		14:09:15.971
6	1:45.618	+1.459	14:11:01.589
7	1:46.052	+1.893	14:12:47.641
8	1:45.523	+1.364	14:14:33.164
9	1:45.707	+1.548	14:16:18.871
10	1:45.486	+1.327	14:18:04.357
11	1:47.791	+3.632	14:19:52.148
12	1:50.551	+6.392	14:21:42.699
13	1:52.294	+8.135	14:23:34.993
14	1:58.827	+14.668	14:25:33.820

Lap	Lap Tm	Diff	Time of Day
(641) MARTIN ACHBERGER			
1			14:02:03.904
2	1:49.667	+3.353	14:03:53.571
3	1:49.498	+3.184	14:05:43.069
4	1:48.418	+2.104	14:07:31.487

Chief of Timing & Scoring

Orbits

Race Director

ČESKÝ POHÁR MX 2025

MX1+MX2

Horšovský Týn 1,600 km

Závod 1

20.09.2025 13:30

Race started at 14:00:12

Lap	Lap Tm	Diff	Time of Day
5	1:48.314	+2.000	14:09:19.801
6	1:47.659	+1.345	14:11:07.460
7	1:47.024	+0.710	14:12:54.484
8	1:46.314		14:14:40.798
9	1:46.614	+0.300	14:16:27.412
10	1:47.763	+1.449	14:18:15.175
11	1:48.109	+1.795	14:20:03.284
12	1:49.235	+2.921	14:21:52.519
13	1:51.613	+5.299	14:23:44.132
14	1:57.293	+10.979	14:25:41.425

(12) DAVID GÖRGES

Lap	Lap Tm	Diff	Time of Day
1			14:02:06.207
2	1:51.162	+4.412	14:03:57.369
3	1:50.834	+4.084	14:05:48.203
4	1:48.253	+1.503	14:07:36.456
5	1:46.750		14:09:23.206
6	1:47.384	+0.634	14:11:10.590
7	1:47.705	+0.955	14:12:58.295
8	1:46.969	+0.219	14:14:45.264
9	1:47.777	+1.027	14:16:33.041
10	1:48.114	+1.364	14:18:21.155
11	1:48.636	+1.886	14:20:09.791
12	1:51.279	+4.529	14:22:01.070
13	1:52.970	+6.220	14:23:54.040

(115) JAN SADÍLEK

Lap	Lap Tm	Diff	Time of Day
1			14:02:03.116
2	1:51.305	+4.439	14:03:54.421
3	1:49.026	+2.160	14:05:43.447
4	1:50.333	+3.467	14:07:33.780
5	1:48.216	+1.350	14:09:21.996
6	1:46.866		14:11:08.862
7	1:47.477	+0.611	14:12:56.339
8	1:48.281	+1.415	14:14:44.620
9	1:49.829	+2.963	14:16:34.449
10	1:51.133	+4.267	14:18:25.582
11	1:53.568	+6.702	14:20:19.150
12	1:53.542	+6.676	14:22:12.692
13	1:52.560	+5.694	14:24:05.252

(170) JAROSLAV STANĚK

Lap	Lap Tm	Diff	Time of Day
1			14:02:08.300
2	1:50.543	+2.395	14:03:58.843
3	1:50.425	+2.277	14:05:49.268
4	1:49.703	+1.555	14:07:38.971
5	1:48.615	+0.467	14:09:27.586
6	1:48.795	+0.647	14:11:16.381
7	1:50.692	+2.544	14:13:07.073
8	1:48.148		14:14:55.221
9	1:50.145	+1.997	14:16:45.366
10	1:51.063	+2.915	14:18:36.429
11	1:52.063	+3.915	14:20:28.492
12	1:51.684	+3.536	14:22:20.176
13	1:48.900	+0.752	14:24:09.076

(115) JAROSLAV ZADRAŽIL

Lap	Lap Tm	Diff	Time of Day
1			14:02:17.037
2	1:50.848		14:04:07.885
3	1:51.725	+0.877	14:05:59.610
4	1:53.246	+2.398	14:07:52.856
5	1:51.586	+0.738	14:09:44.442
6	1:51.461	+0.613	14:11:35.903
7	1:51.445	+0.597	14:13:27.348
8	1:51.140	+0.292	14:15:18.488
9	1:54.764	+3.916	14:17:13.252

Lap	Lap Tm	Diff	Time of Day
10	1:52.134	+1.286	14:19:05.386
11	1:55.833	+4.985	14:21:01.219
12	1:53.118	+2.270	14:22:54.337
13	1:51.919	+1.071	14:24:46.256

(216) DANIEL LANGMAJER

Lap	Lap Tm	Diff	Time of Day
1			14:02:11.036
2	1:51.238	+0.661	14:04:02.274
3	1:51.218	+0.641	14:05:53.492
4	1:51.894	+1.317	14:07:45.386
5	1:50.577		14:09:35.963
6	1:51.714	+1.137	14:11:27.677
7	1:53.277	+2.700	14:13:20.954
8	1:54.781	+4.204	14:15:15.735
9	1:54.961	+4.384	14:17:10.696
10	1:56.586	+6.009	14:19:07.282
11	1:55.038	+4.461	14:21:02.320
12	1:53.644	+3.067	14:22:55.964
13	1:52.677	+2.100	14:24:48.641

(867) ROMAN MOUCHA

Lap	Lap Tm	Diff	Time of Day
1			14:02:18.367
2	1:55.424	+3.736	14:04:13.791
3	1:55.510	+3.822	14:06:09.301
4	1:56.803	+5.115	14:08:06.104
5	1:52.868	+1.180	14:09:58.972
6	1:52.487	+0.799	14:11:51.459
7	1:52.652	+0.964	14:13:44.111
8	1:53.917	+2.229	14:15:38.028
9	1:54.528	+2.840	14:17:32.556
10	1:51.688		14:19:24.244
11	1:53.326	+1.638	14:21:17.570
12	1:55.085	+3.397	14:23:12.655
13	1:54.267	+2.579	14:25:06.922

(79) DANIEL PEKÁRNA

Lap	Lap Tm	Diff	Time of Day
1			14:02:17.346
2	1:55.989	+2.545	14:04:13.335
3	1:55.213	+1.769	14:06:08.548
4	1:55.046	+1.602	14:08:03.594
5	1:53.444		14:09:57.038
6	1:56.323	+2.879	14:11:53.361
7	1:55.620	+2.176	14:13:48.981
8	1:55.861	+2.417	14:15:44.842
9	1:54.835	+1.391	14:17:39.677
10	1:55.513	+2.069	14:19:35.190
11	1:56.452	+3.008	14:21:31.642
12	1:56.325	+2.881	14:23:27.967
13	1:58.131	+4.687	14:25:26.098

(3) JAKUB DUCHOŇ

Lap	Lap Tm	Diff	Time of Day
1			14:02:20.008
2	1:55.304	+2.220	14:04:15.312
3	1:54.612	+1.528	14:06:09.924
4	1:57.893	+4.809	14:08:07.817
5	1:54.325	+1.241	14:10:02.142
6	1:53.084		14:11:55.226
7	1:54.585	+1.501	14:13:49.811
8	1:55.871	+2.787	14:15:45.682
9	1:55.570	+2.486	14:17:41.252
10	1:54.761	+1.677	14:19:36.013
11	1:56.878	+3.794	14:21:32.891
12	1:57.171	+4.087	14:23:30.062
13	1:59.054	+5.970	14:25:29.116

(17) MATĚJ ŠPRINGER

Lap	Lap Tm	Diff	Time of Day
1			14:02:13.036
2	1:55.484		14:04:08.520
3	1:56.785	+1.301	14:06:05.305
4	1:58.027	+2.543	14:08:03.332
5	2:01.718	+6.234	14:10:05.050
6	2:00.744	+5.260	14:12:05.794
7	1:57.478	+1.994	14:14:03.272
8	1:56.097	+0.613	14:15:59.369
9	1:58.204	+2.720	14:17:57.573
10	1:57.453	+1.969	14:19:55.026
11	2:00.867	+5.383	14:21:55.893
12	2:03.279	+7.795	14:23:59.172

(96) FILIP KOMÁREK

Lap	Lap Tm	Diff	Time of Day
1			14:02:16.316
2	1:55.442		14:04:11.758
3	1:56.273	+0.831	14:06:08.031
4	1:57.459	+2.017	14:08:05.490
5	1:58.820	+3.378	14:10:04.310
6	1:57.715	+2.273	14:12:02.025
7	1:58.879	+3.437	14:14:00.904
8	2:00.348	+4.906	14:16:01.252
9	2:00.445	+5.003	14:18:01.697
10	2:01.974	+6.532	14:20:03.671
11	2:00.935	+5.493	14:22:04.606
12	2:02.466	+7.024	14:24:07.072

(217) FILIP ŠEDA

Lap	Lap Tm	Diff	Time of Day
1			14:02:15.006
2	1:55.035		14:04:10.041
3	1:56.006	+0.971	14:06:06.047
4	2:01.810	+6.775	14:08:07.857
5	1:59.184	+4.149	14:10:07.041
6	2:00.883	+5.848	14:12:07.924
7	2:05.570	+10.535	14:14:13.494
8	2:06.955	+11.920	14:16:20.449
9	2:10.884	+15.849	14:18:31.333
10	2:14.448	+19.413	14:20:45.781
11	2:12.647	+17.612	14:22:58.428
12	2:15.977	+20.942	14:25:14.405

(28) NICO KINDL

Lap	Lap Tm	Diff	Time of Day
1			14:02:09.824
2	1:48.962	+2.907	14:03:58.786
3	1:47.746	+1.691	14:05:46.532
4	1:47.654	+1.599	14:07:34.186
5	1:46.055		14:09:20.241
6	1:46.676	+0.621	14:11:06.917
7	2:09.035	+22.980	14:13:15.952

Chief of Timing & Scoring

Orbits

Race Director

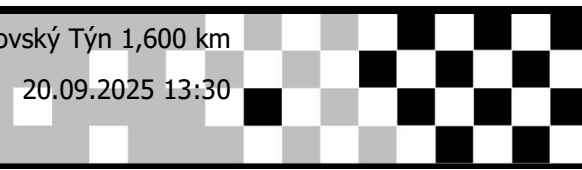
MX1+MX2

Horšovský Týn 1,600 km

Závod 1

20.09.2025 13:30

Race started at 14:00:12



Competitors	Laps													
	1	2	3	4	5	6	7	8	9	10	11	12	13	14
TOMÁŠ ŽIPAJ (595)	1	595	595	595	595	107	107	107	107	107	107	107	107	107
PETR FOJTÍK (87)	2	87	87	107	107	595	595	595	595	595	537	537	537	537
MATYÁŠ JANDA (107)	3	107	107	537	537	537	537	537	537	537	595	595	87	87
PETR BULÍK (161)	4	161	537	161	161	161	161	87	87	87	87	87	595	595
DOMINIK KUČEŘÍK (537)	5	537	161	87	87	87	87	161	161	161	161	161	161	161
LUKÁŠ TOMÁŠEK (474)	6	474	474	474	123	123	123	123	123	123	123	123	123	524
JAKUB ŘÍHA (511)	7	511	511	123	511	511	511	511	511	511	511	511	524	123
JAN SADÍLEK (115)	8	115	123	511	474	474	810	524	524	524	524	524	511	511
MARTIN ACHBERGER (641)	9	641	641	810	810	810	209	810	209	209	95	95	810	209
MICHAL UBL (524)	10	524	115	641	209	209	524	209	810	95	209	209	95	810
JAN ŠLAJS (123)	11	123	810	115	641	95	474	95	95	810	810	810	209	95
DAVID GÖRGES (12)	12	12	209	209	95	524	95	474	474	474	474	474	474	95
MAREK STROHSCHNEIDER (810)	13	810	95	95	524	641	28	641	641	641	641	641	641	641
MARTIN HOUDEK (209)	14	209	12	28	115	28	641	115	115	12	12	12	12	12
JAROSLAV STANĚK (170)	15	170	28	524	28	115	115	12	12	115	115	115	115	115
JAKUB ZELINKA (95)	16	95	170	12	12	12	12	170	170	170	170	170	170	170
NICO KINDL (28)	17	28	524	170	170	170	28	216	216	115	115	115	115	115
DANIEL LANGMAJER (216)	18	216	216	216	216	216	216	115	115	216	216	216	216	216
MATĚJ ŠPRINGER (17)	19	17	115	115	115	115	115	867	867	867	867	867	867	867
FILIP ŠEDA (217)	20	217	17	17	17	79	867	867	79	79	79	79	79	79
FILIP KOMÁREK (96)	21	96	217	217	79	867	79	79	3	3	3	3	3	3
JAROSLAV ZADRAŽIL (115)	22	115	96	96	96	3	3	3	17	17	17	17	17	17
DANIEL PEKÁRNA (79)	23	79	79	79	867	96	96	96	96	96	96	96	96	96
ROMAN MOUCHA (867)	24	867	867	867	3	17	17	17	217	217	217	217	217	217
JAKUB DUCHOŇ (3)	25	3	3	3	217	217	217	217						

ČESKÝ POHÁR MX 2025

Sorted on Laps

MX1+MX2

Horšovský Týn 1,600 km

Závod 2

20.09.2025 15:05

Race started at 15:41:54

Pos	No.	Name	Rok	Klub	Moto	Laps	Total Tm	Diff	In Lap	Best Tm	Points
MX1											
1	87	PETR FOJTÍK	1987	ZAJEČOV	HONDA	14	23:21.652		4	1:38.761	25
2	107	MATYÁŠ JANDA	2000	DOLNÍ LUKAVICE	HONDA	14	23:30.556	8.904	2	1:38.942	22
3	161	PETR BULÍK	1989	KAZNĚJOV	KAWASAKI	14	23:40.096	18.444	3	1:39.040	20
4	595	TOMÁŠ ŽIPAJ	1997	PLANÁ	SUZUKI	14	24:14.866	53.214	6	1:40.811	18
5	95	JAKUB ZELINKA	1995	VRANOVICE	HONDA	14	24:33.782	1:12.130	7	1:43.546	16
6	474	LUKÁŠ TOMÁŠEK	1994	PŘEŠTICE	KAWASAKI	13	23:25.993	1 Lap	3	1:45.417	15
7	641	MARTIN ACHBERGER	1991	HORŠOVSKÝ TÝN	SUZUKI	13	23:48.680	1 Lap	3	1:47.501	14
8	216	DANIEL LANGMAJER	1998	DNEŠICE	HONDA	13	24:35.110	1 Lap	2	1:50.016	13
9	115	JAROSLAV ZADRAŽIL	1986	HORŠOVSKÝ TÝN	SUZUKI	13	24:51.251	1 Lap	2	1:51.073	12
10	867	ROMAN MOUCHA	1988	KYNŠPERK NAD OHŘÍ	SUZUKI	13	24:55.895	1 Lap	6	1:50.788	11
MX2											
1	537	DOMINIK KUČERÍK	2006	TACHOV	KTM	14	23:54.344		4	1:38.849	25
2	524	MICHAL UBL	2005	LESANKA	GAS GAS	14	24:09.462	15.118	3	1:40.966	22
3	123	JAN ŠLAJS	2005	CHUDENICE	HUSQVARNA	14	24:41.379	47.035	3	1:44.228	20
4	810	MAREK STROHSCHNEIDER	2004	SULISLAV	YAMAHA	14	24:46.403	52.059	10	1:44.774	18
5	511	JAKUB ŘÍHA	2011	BOR	KTM	14	24:48.791	54.447	6	1:44.027	16
6	170	JAROSLAV STANĚK	1988	HORAŽDOVICE	YAMAHA	13	23:37.981	1 Lap	9	1:46.961	15
7	209	MARTIN HOUDEK	2009	ČEMINY	KTM	13	24:16.343	1 Lap	6	1:46.275	14
8	12	DAVID GÖRGES	1995	ČIŽICE	YAMAHA	13	24:24.358	1 Lap	3	1:47.387	13
9	3	JAKUB DUCHOŇ	2006	PÍSEK	KAWASAKI	13	25:10.014	1 Lap	4	1:51.180	12
10	79	DANIEL PEKÁRNA	1995	PŘEŠTICE	HONDA	13	25:14.338	1 Lap	3	1:53.753	11
11	96	FILIP KOMÁREK	2008	BLÍŽEJOV	KAWASAKI	12	23:33.980	2 Laps	3	1:54.933	10
12	17	MATĚJ ŠPRINGER	2003	BLUE SMOKE / DNEŠICE	HONDA	9	24:33.944	5 Laps	2	1:55.593	9
13	115	JAN SADÍLEK	1995	ŠANOV	KAWASAKI	7	13:16.085	7 Laps	7	1:47.557	8

Margin of Victory	Avg. Speed	Best Lap Tm	Best Speed	Best Lap by
8.904	57,532	1:38.761	58,323	87 - PETR FOJTÍK

Chief of Timing & Scoring

Orbits

Race Director

www.cobratime.cz

ČESKÝ POHÁR MX 2025

Sorted on Laps

MX1+MX2

Horšovský Týn 1,600 km

Závod 2

20.09.2025 15:05

Race started at 15:41:54

Pos	No.	Name	Rok	Klub	Moto	Laps	Total Tm	Diff	In Lap	Best Tm	Points
1	87	PETR FOJTÍK	1987	ZAJEČOV	HONDA	14	23:21.652		4	1:38.761	25
2	107	MATYÁŠ JANDA	2000	DOLNÍ LUKAVICE	HONDA	14	23:30.556	8.904	2	1:38.942	22
3	161	PETR BULÍK	1989	KAZNĚJOV	KAWASAKI	14	23:40.096	18.444	3	1:39.040	20
4	537	DOMINIK KUČERÍK	2006	TACHOV	KTM	14	23:54.344	32.692	4	1:38.849	25
5	524	MICHAL UBL	2005	LESANKA	GAS GAS	14	24:09.462	47.810	3	1:40.966	22
6	595	TOMÁŠ ŽIPAJ	1997	PLANÁ	SUZUKI	14	24:14.866	53.214	6	1:40.811	18
7	95	JAKUB ZELINKA	1995	VRANOVICE	HONDA	14	24:33.782	1:12.130	7	1:43.546	16
8	123	JAN ŠLAJS	2005	CHUDENICE	HUSQVARNA	14	24:41.379	1:19.727	3	1:44.228	20
9	810	MAREK STROHSCHNEIDER	2004	SULISLAV	YAMAHA	14	24:46.403	1:24.751	10	1:44.774	18
10	511	JAKUB ŘÍHA	2011	BOR	KTM	14	24:48.791	1:27.139	6	1:44.027	16
11	474	LUKÁŠ TOMÁŠEK	1994	PŘEŠTICE	KAWASAKI	13	23:25.993	1 Lap	3	1:45.417	15
12	170	JAROSLAV STANĚK	1988	HORAŽDOVICE	YAMAHA	13	23:37.981	1 Lap	9	1:46.961	15
13	641	MARTIN ACHBERGER	1991	HORŠOVSKÝ TÝN	SUZUKI	13	23:48.680	1 Lap	3	1:47.501	14
14	209	MARTIN HOUDEK	2009	ČEMINY	KTM	13	24:16.343	1 Lap	6	1:46.275	14
15	12	DAVID GÖRGES	1995	ČIŽICE	YAMAHA	13	24:24.358	1 Lap	3	1:47.387	13
16	216	DANIEL LANGMAJER	1998	DNEŠICE	HONDA	13	24:35.110	1 Lap	2	1:50.016	13
17	115	JAROSLAV ZADRAŽIL	1986	HORŠOVSKÝ TÝN	SUZUKI	13	24:51.251	1 Lap	2	1:51.073	12
18	867	ROMAN MOUCHA	1988	KYNŠPERK NAD OHŘÍ	SUZUKI	13	24:55.895	1 Lap	6	1:50.788	11
19	3	JAKUB DUCHOŇ	2006	PÍSEK	KAWASAKI	13	25:10.014	1 Lap	4	1:51.180	12
20	79	DANIEL PEKÁRNA	1995	PŘEŠTICE	HONDA	13	25:14.338	1 Lap	3	1:53.753	11
21	96	FILIP KOMÁREK	2008	BLÍŽEJOV	KAWASAKI	12	23:33.980	2 Laps	3	1:54.933	10
22	17	MATĚJ ŠPRINGER	2003	BLUE SMOKE / DNEŠICE	HONDA	9	24:33.944	5 Laps	2	1:55.593	9
23	115	JAN SADÍLEK	1995	ŠANOV	KAWASAKI	7	13:16.085	7 Laps	7	1:47.557	8

Margin of Victory	Avg. Speed	Best Lap Tm	Best Speed	Best Lap by
8.904	57,532	1:38.761	58,323	87 - PETR FOJTÍK

Chief of Timing & Scoring

Orbits

Race Director

www.cobratime.cz

ČESKÝ POHÁR MX 2025

MX1+MX2

Horšovský Týn 1,600 km

Závod 2

20.09.2025 15:05

Race started at 15:41:54

Lap	Lap Tm	Diff	Time of Day
(87) PETR FOJTÍK			
1			15:43:35.104
2	1:39.031	+0.270	15:45:14.135
3	1:38.996	+0.235	15:46:53.131
4	1:38.761		15:48:31.892
5	1:38.801	+0.040	15:50:10.693
6	1:40.053	+1.292	15:51:50.746
7	1:39.668	+0.907	15:53:30.414
8	1:40.970	+2.209	15:55:11.384
9	1:40.133	+1.372	15:56:51.517
10	1:39.459	+0.698	15:58:30.976
11	1:39.665	+0.904	16:00:10.641
12	1:40.842	+2.081	16:01:51.483
13	1:41.583	+2.822	16:03:33.066
14	1:42.648	+3.887	16:05:15.714

Lap	Lap Tm	Diff	Time of Day
(107) MATYÁŠ JANDA			
1			15:43:38.124
2	1:38.942		15:45:17.066
3	1:39.198	+0.256	15:46:56.264
4	1:39.324	+0.382	15:48:35.588
5	1:39.399	+0.457	15:50:14.987
6	1:39.721	+0.779	15:51:54.708
7	1:39.590	+0.648	15:53:34.298
8	1:41.942	+3.000	15:55:16.240
9	1:39.816	+0.874	15:56:56.056
10	1:39.717	+0.775	15:58:35.773
11	1:40.399	+1.457	16:00:16.172
12	1:42.442	+3.500	16:01:58.614
13	1:41.297	+2.355	16:03:39.911
14	1:44.707	+5.765	16:05:24.618

Lap	Lap Tm	Diff	Time of Day
(161) PETR BULÍK			
1			15:43:36.223
2	1:39.362	+0.322	15:45:15.585
3	1:39.040		15:46:54.625
4	1:41.378	+2.338	15:48:36.003
5	1:40.831	+1.791	15:50:16.834
6	1:39.958	+0.918	15:51:56.792
7	1:40.669	+1.629	15:53:37.461
8	1:41.671	+2.631	15:55:19.132
9	1:41.849	+2.809	15:57:00.981
10	1:41.392	+2.352	15:58:42.373
11	1:42.403	+3.363	16:00:24.776
12	1:42.425	+3.385	16:02:07.201
13	1:42.991	+3.951	16:03:50.192
14	1:43.966	+4.926	16:05:34.158

Lap	Lap Tm	Diff	Time of Day
(537) DOMINIK KUČEŘÍK			
1			15:43:37.436
2	1:38.998	+0.149	15:45:16.434
3	1:38.910	+0.061	15:46:55.344
4	1:38.849		15:48:34.193
5	1:40.020	+1.171	15:50:14.213
6	1:41.053	+2.204	15:51:55.266
7	1:41.141	+2.292	15:53:36.407
8	1:44.059	+5.210	15:55:20.466
9	1:43.538	+4.689	15:57:04.004
10	1:43.102	+4.253	15:58:47.106
11	1:43.317	+4.468	16:00:30.423
12	1:43.993	+5.144	16:02:14.416
13	1:43.610	+4.761	16:03:58.026
14	1:50.380	+11.531	16:05:48.406

Lap	Lap Tm	Diff	Time of Day
(524) MICHAL UBL			
1			15:43:37.436
2	1:38.998	+0.149	15:45:16.434
3	1:38.910	+0.061	15:46:55.344
4	1:38.849		15:48:34.193
5	1:40.020	+1.171	15:50:14.213
6	1:41.053	+2.204	15:51:55.266
7	1:41.141	+2.292	15:53:36.407
8	1:44.059	+5.210	15:55:20.466
9	1:43.538	+4.689	15:57:04.004
10	1:43.102	+4.253	15:58:47.106
11	1:43.317	+4.468	16:00:30.423
12	1:43.993	+5.144	16:02:14.416
13	1:43.610	+4.761	16:03:58.026
14	1:50.380	+11.531	16:05:48.406

Lap	Lap Tm	Diff	Time of Day
1			15:43:43.812
2	1:42.484	+1.518	15:45:26.296
3	1:40.966		15:47:07.262
4	1:41.129	+0.163	15:48:48.391
5	1:41.419	+0.453	15:50:29.810
6	1:41.440	+0.474	15:52:11.250
7	1:41.774	+0.808	15:53:53.024
8	1:42.192	+1.226	15:55:35.216
9	1:44.222	+3.256	15:57:19.438
10	1:44.140	+3.174	15:59:03.578
11	1:42.277	+1.311	16:00:45.855
12	1:43.303	+2.337	16:02:29.158
13	1:43.779	+2.813	16:04:12.937
14	1:50.587	+9.621	16:06:03.524

Lap	Lap Tm	Diff	Time of Day
(595) TOMÁŠ ŽIPAJ			
1			15:43:41.739
2	1:41.723	+0.912	15:45:23.462
3	1:41.622	+0.811	15:47:05.084
4	1:40.925	+0.114	15:48:46.009
5	1:42.086	+1.275	15:50:28.095
6	1:40.811		15:52:08.906
7	1:41.946	+1.135	15:53:50.852
8	1:42.145	+1.334	15:55:32.997
9	1:43.591	+2.780	15:57:16.588
10	1:44.137	+3.326	15:59:00.725
11	1:44.016	+3.205	16:00:44.741
12	1:45.661	+4.850	16:02:30.402
13	1:47.865	+7.054	16:04:18.267
14	1:50.661	+9.850	16:06:08.928

Lap	Lap Tm	Diff	Time of Day
(95) JAKUB ZELINKA			
1			15:43:44.767
2	1:45.933	+2.387	15:45:30.700
3	1:45.122	+1.576	15:47:15.822
4	1:43.615	+0.069	15:48:59.437
5	1:43.796	+0.250	15:50:43.233
6	1:43.692	+0.146	15:52:26.925
7	1:43.546		15:54:10.471
8	1:44.483	+0.937	15:55:54.954
9	1:43.878	+0.332	15:57:38.832
10	1:46.419	+2.873	15:59:25.251
11	1:45.792	+2.246	16:01:11.043
12	1:45.707	+2.161	16:02:56.750
13	1:44.662	+1.116	16:04:41.412
14	1:46.432	+2.886	16:06:27.844

Lap	Lap Tm	Diff	Time of Day
(123) JAN ŠLAJS			
1			15:43:42.424
2	1:44.262	+0.034	15:45:26.686
3	1:44.228		15:47:10.914
4	1:45.307	+1.079	15:48:56.221
5	1:45.478	+1.250	15:50:41.699
6	1:44.954	+0.726	15:52:26.653
7	1:45.881	+1.653	15:54:12.534
8	1:45.039	+0.811	15:55:57.573
9	1:45.543	+1.315	15:57:43.116
10	1:45.696	+1.468	15:59:28.812
11	1:46.094	+1.866	16:01:14.906
12	1:45.830	+1.602	16:03:00.736
13	1:46.004	+1.776	16:04:46.740
14	1:48.701	+4.473	16:06:35.441

Lap	Lap Tm	Diff	Time of Day
(810) MAREK STROHSCHNEIDER			
1			15:43:46.690
2	1:45.080	+0.306	15:45:31.770

Lap	Lap Tm	Diff	Time of Day
3	1:44.868	+0.094	15:47:16.638
4	1:45.211	+0.437	15:49:01.849
5	1:45.636	+0.862	15:50:47.485
6	1:45.175	+0.401	15:52:32.660
7	1:45.395	+0.621	15:54:18.055
8	1:45.491	+0.717	15:56:03.546
9	1:44.953	+0.179	15:57:48.499
10	1:44.774		15:59:33.273
11	1:45.224	+0.450	16:01:18.497
12	1:46.364	+1.590	16:03:04.861
13	1:46.744	+1.970	16:04:51.605
14	1:48.860	+4.086	16:06:40.465

Lap	Lap Tm	Diff	Time of Day
(511) JAKUB ŘIHA			
1			15:43:47.778
2	1:45.586	+1.559	15:45:33.364
3	1:44.994	+0.967	15:47:18.358
4	1:45.254	+1.227	15:49:03.612
5	1:45.203	+1.176	15:50:48.815
6	1:44.027		15:52:32.842
7	1:45.842	+1.815	15:54:18.684
8	1:45.081	+1.054	15:56:03.765
9	1:45.170	+1.143	15:57:48.935
10	1:46.724	+2.697	15:59:35.659
11	1:46.855	+2.828	16:01:22.514
12	1:45.924	+1.897	16:03:08.438
13	1:47.053	+3.026	16:04:55.491
14	1:47.362	+3.335	16:06:42.853

Lap	Lap Tm	Diff	Time of Day
(474) LUKÁŠ TOMÁŠEK			
1			15:43:44.282
2	1:45.963	+0.546	15:45:30.245
3	1:45.417		15:47:15.662
4	1:45.766	+0.349	15:49:01.428
5	1:48.378	+2.961	15:50:49.806
6	1:47.447	+2.030	15:52:37.253
7	1:47.836	+2.419	15:54:25.089
8	1:47.701	+2.284	15:56:12.790
9	1:48.423	+3.006	15:58:01.213
10	1:48.629	+3.212	15:59:49.842
11	1:49.436	+4.019	16:01:39.278
12	1:49.706	+4.289	16:03:28.984
13	1:51.071	+5.654	16:05:20.055

Lap	Lap Tm	Diff	Time of Day
(170) JAROSLAV STANĚK			
1			15:43:49.980
2	1:48.796	+1.835	15:45:38.776
3	1:48.389	+1.428	15:47:27.165
4	1:47.881	+0.920	15:49:15.046
5	1:47.968	+1.007	15:51:03.014
6	1:47.715	+0.754	15:52:50.729
7	1:46.965	+0.004	15:54:37.694
8	1:47.840	+0.879	15:56:25.534
9	1:46.961		15:58:12.495
10	1:48.450	+1.489	16:00:00.945
11	1:49.711	+2.750	16:01:50.656
12	1:50.116	+3.155	16:03:40.772
13	1:51.271	+4.310	16:05:32.043

Lap	Lap Tm	Diff	Time of Day
(641) MARTIN ACHBERGER			
1			15:43:47.643
2	1:47.873	+0.372	15:45:35.516
3	1:47.501		15:47:23.017
4	1:48.536	+1.035	15:49:11.553

ČESKÝ POHÁR MX 2025

MX1+MX2

Horšovský Týn 1,600 km

Závod 2

20.09.2025 15:05

Race started at 15:41:54

Lap	Lap Tm	Diff	Time of Day
7	1:48.905	+1.404	15:54:36.797
8	1:49.012	+1.511	15:56:25.809
9	1:48.706	+1.205	15:58:14.515
10	1:50.371	+2.870	16:00:04.886
11	1:50.507	+3.006	16:01:55.393
12	1:53.447	+5.946	16:03:48.840
13	1:53.902	+6.401	16:05:42.742

(209) MARTIN HOUDEK

Lap	Lap Tm	Diff	Time of Day
1			15:43:49.451
2	1:46.294	+0.019	15:45:35.745
3	2:32.888	+46.613	15:48:08.633
4	1:47.662	+1.387	15:49:56.295
5	1:46.719	+0.444	15:51:43.014
6	1:46.275		15:53:29.289
7	1:49.425	+3.150	15:55:18.714
8	1:51.273	+4.998	15:57:09.987
9	1:50.170	+3.895	15:59:00.157
10	1:48.527	+2.252	16:00:48.684
11	1:46.996	+0.721	16:02:35.680
12	1:47.391	+1.116	16:04:23.071
13	1:47.334	+1.059	16:06:10.405

(12) DAVID GÓRGES

Lap	Lap Tm	Diff	Time of Day
1			15:43:54.425
2	1:48.145	+0.758	15:45:42.570
3	1:47.387		15:47:29.957
4	1:47.439	+0.052	15:49:17.396
5	1:48.040	+0.653	15:51:05.436
6	1:48.411	+1.024	15:52:53.847
7	1:47.737	+0.350	15:54:41.584
8	1:48.792	+1.405	15:56:30.376
9	1:51.199	+3.812	15:58:21.575
10	1:58.115	+10.728	16:00:19.690
11	2:00.937	+13.550	16:02:20.627
12	2:00.996	+13.609	16:04:21.623
13	1:56.797	+9.410	16:06:18.420

(216) DANIEL LANGMAJER

Lap	Lap Tm	Diff	Time of Day
1			15:43:51.949
2	1:50.016		15:45:41.965
3	1:51.930	+1.914	15:47:33.895
4	1:52.041	+2.025	15:49:25.936
5	1:50.523	+0.507	15:51:16.459
6	1:51.906	+1.890	15:53:08.365
7	1:51.739	+1.723	15:55:00.104
8	1:52.878	+2.862	15:56:52.982
9	1:57.188	+7.172	15:58:50.170
10	1:52.525	+2.509	16:00:42.695
11	1:56.293	+6.277	16:02:38.988
12	1:54.293	+4.277	16:04:33.281
13	1:55.891	+5.875	16:06:29.172

(115) JAROSLAV ZADRAŽIL

Lap	Lap Tm	Diff	Time of Day
1			15:43:56.644
2	1:51.073		15:45:47.717
3	1:52.022	+0.949	15:47:39.739
4	1:54.723	+3.650	15:49:34.462
5	1:55.796	+4.723	15:51:30.258
6	1:53.559	+2.486	15:53:23.817
7	1:54.541	+3.468	15:55:18.358
8	1:54.786	+3.713	15:57:13.144
9	1:54.705	+3.632	15:59:07.849
10	1:57.145	+6.072	16:01:04.994
11	1:52.728	+1.655	16:02:57.722
12	1:54.149	+3.076	16:04:51.871

Lap	Lap Tm	Diff	Time of Day
13	1:53.442	+2.369	16:06:45.313

(867) ROMAN MOUCHA

Lap	Lap Tm	Diff	Time of Day
1			15:43:58.853
2	1:55.717	+4.929	15:45:54.570
3	1:54.984	+4.196	15:47:49.554
4	1:51.837	+1.049	15:49:41.391
5	1:53.578	+2.790	15:51:34.969
6	1:50.788		15:53:25.757
7	1:56.172	+5.384	15:55:21.929
8	1:52.268	+1.480	15:57:14.197
9	1:57.264	+6.476	15:59:11.461
10	1:51.465	+0.677	16:01:02.926
11	1:52.272	+1.484	16:02:55.198
12	1:55.966	+5.178	16:04:51.164
13	1:58.793	+8.005	16:06:49.957

(3) JAKUB DUCHOŇ

Lap	Lap Tm	Diff	Time of Day
1			15:43:57.868
2	1:53.786	+2.606	15:45:51.654
3	1:52.683	+1.503	15:47:44.337
4	1:51.180		15:49:35.517
5	1:53.574	+2.394	15:51:29.091
6	1:53.205	+2.025	15:53:22.296
7	1:53.707	+2.527	15:55:16.003
8	1:57.650	+6.470	15:57:13.653
9	1:57.443	+6.263	15:59:11.096
10	1:56.642	+5.462	16:01:07.738
11	1:55.474	+4.294	16:03:03.212
12	1:57.356	+6.176	16:05:00.568
13	2:03.508	+12.328	16:07:04.076

(79) DANIEL PEKÁRNA

Lap	Lap Tm	Diff	Time of Day
1			15:43:55.755
2	1:54.538	+0.785	15:45:50.293
3	1:53.753		15:47:44.046
4	1:55.153	+1.400	15:49:39.199
5	1:56.566	+2.813	15:51:35.765
6	1:55.816	+2.063	15:53:31.581
7	1:55.887	+2.134	15:55:27.468
8	1:55.718	+1.965	15:57:23.186
9	1:56.699	+2.946	15:59:19.885
10	1:57.596	+3.843	16:01:17.481
11	1:54.986	+1.233	16:03:12.467
12	1:56.544	+2.791	16:05:09.011
13	1:59.389	+5.636	16:07:08.400

(96) FILIP KOMÁREK

Lap	Lap Tm	Diff	Time of Day
1			15:43:57.397
2	1:56.210	+1.277	15:45:53.607
3	1:54.933		15:47:48.540
4	1:56.825	+1.892	15:49:45.365
5	1:55.992	+1.059	15:51:41.357
6	1:57.454	+2.521	15:53:38.811
7	1:57.291	+2.358	15:55:36.102
8	1:56.859	+1.926	15:57:32.961
9	1:58.744	+3.811	15:59:31.705
10	1:58.819	+3.886	16:01:30.524
11	1:57.984	+3.051	16:03:28.508
12	1:59.534	+4.601	16:05:28.042

(17) MATĚJ ŠPRINGER

Lap	Lap Tm	Diff	Time of Day
1			15:43:59.857
2	1:55.593		15:45:55.450
3	1:56.063	+0.470	15:47:51.513
4	1:56.470	+0.877	15:49:47.983

Chief of Timing & Scoring

Orbits

Race Director

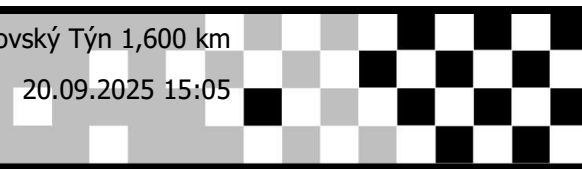
MX1+MX2

Horšovský Týn 1,600 km

Závod 2

20.09.2025 15:05

Race started at 15:41:54




Competitors	Laps													
	1	2	3	4	5	6	7	8	9	10	11	12	13	14
PETR FOJTÍK (87)	1	87	87	87	87	87	87	87	87	87	87	87	87	87
PETR BULÍK (161)	2	161	161	161	537	537	107	107	107	107	107	107	107	107
DOMINIK KUČEŘÍK (537)	3	537	537	537	107	107	537	537	161	161	161	161	161	161
MATYÁŠ JANDA (107)	4	107	107	107	161	161	161	161	537	537	537	537	537	537
TOMÁŠ ŽIPAJ (595)	5	595	595	595	595	595	595	595	595	595	595	524	524	524
JAN ŠLAJS (123)	6	123	524	524	524	524	524	524	524	524	524	595	595	595
MICHAL UBL (524)	7	524	123	123	123	123	123	95	95	95	95	95	95	95
LUKÁŠ TOMÁŠEK (474)	8	474	474	474	95	95	95	123	123	123	123	123	123	123
JAKUB ZELINKA (95)	9	95	95	95	474	810	810	810	810	810	810	810	810	810
MAREK STROHSCHNEIDER (810)	10	810	810	810	810	511	511	511	511	511	511	511	511	511
MARTIN ACHBERGER (641)	11	641	511	511	511	474	474	474	474	474	474	474	474	474
JAKUB ŘÍHA (511)	12	511	641	641	641	641	641	170	170	170	170	170	170	170
JAN SADÍLEK (115)	13	115	209	170	170	170	170	641	641	641	641	641	641	641
MARTIN HOUDEK (209)	14	209	115	12	12	12	12	12	12	12	12	12	12	209
JAROSLAV STANĚK (170)	15	170	170	115	216	216	216	216	216	216	216	209	209	12
DANIEL LANGMAJER (216)	16	216	216	216	115	3	3	115	209	209	209	216	216	216
DAVID GÖRGES (12)	17	12	12	115	3	115	115	3	115	115	867	867	867	115
DANIEL PEKÁRNA (79)	18	79	115	79	79	115	115	115	3	3	115	115	115	867
JAROSLAV ZADRAŽIL (115)	19	115	79	3	115	867	867	209	867	867	3	3	3	3
FILIP KOMÁREK (96)	20	96	3	96	867	79	209	867	79	79	79	79	79	79
JAKUB DUCHOŇ (3)	21	3	96	867	96	96	79	79	96	96	96	96	96	96
ROMAN MOUCHA (867)	22	867	867	17	17	209	96	96	17	17				
MATĚJ ŠPRINGER (17)	23	17	17	209	209	17	17	17						

ČESKÝ POHÁR MX 2025

MX1+MX2

Horšovský Týn 1,600 km

POSTAVENÍ NA START



Pos	No.	Name	Moto	Class	Overall BestTm	R1. Best Tm	R2. Best Tm
1	87	PETR FOJTÍK		MX1	1:36.733	1:36.733	
2	537	DOMINIK KUČEŘÍK	KTM	MX2	1:37.057		1:37.057
3	107	MATYÁŠ JANDA	HONDA	MX1	1:37.100	1:37.100	
4	524	MICHAL UBL	GAS GAS	MX2	1:38.337	1:40.101	1:38.337
5	595	TOMÁŠ ŽIPAJ	SUZUKI	MX1	1:39.222	1:39.222	
6	161	PETR BULÍK	KAWASAKI	MX1	1:39.453	1:39.453	
7	123	JAN ŠLAJS	HUSQVARNA	MX2	1:41.979		1:41.979
8	95	JAKUB ZELINKA	HONDA	MX1	1:42.773	1:42.773	
9	810	MAREK STROHSCHNEIDER	YAMAHA	MX2	1:42.861		1:42.861
10	474	LUKÁŠ TOMÁŠEK	KAWASAKI	MX1	1:43.107	1:43.107	
11	28	NICO KINDL	KTM	MX2	1:43.234		1:43.234
12	209	MARTIN HOUDEK	KTM	MX2	1:43.239		1:43.239
13	641	MARTIN ACHBERGER	SUZUKI	MX1	1:44.388	1:44.388	
14	511	JAKUB ŘÍHA	KTM	MX2	1:44.476		1:44.476
15	12	DAVID GÖRGES	YAMAHA	MX2	1:44.643	1:45.097	1:44.643
16	115	JAN SADÍLEK	KAWASAKI	MX2	1:45.524		1:45.524
17	170	JAROSLAV STANĚK	YAMAHA	MX2	1:47.291		1:47.291
18	24	MICHAL ŠTOCHL	HONDA	MX1	1:47.366	1:47.366	
19	216	DANIEL LANGMAJER	HONDA	MX1	1:48.677	1:48.677	
20	867	ROMAN MOUCHA		MX1	1:48.745	1:48.745	
21	17	MATĚJ ŠPRINGER	HONDA	MX2	1:50.213		1:50.213
22	115	JAROSLAV ZADRAŽIL	SUZUKI	MX1	1:50.899	1:50.899	
23	3	JAKUB DUCHOŇ	KAWASAKI	MX2	1:51.398		1:51.398
24	79	DANIEL PEKÁRNA	HONDA	MX2	1:51.743		1:51.743
25	96	FILIP KOMÁREK		MX2	1:53.549		1:53.549
26	217	FILIP ŠEDA	YAMAHA	MX2	1:55.185		1:55.185

Chief of Timing & Scoring

Race Director

Orbits

www.cobratime.cz

ČESKÝ POHÁR MX 2025

Sorted on best lap time

MX1

Horšovský Týn 1,600 km

Kvalifikace

20.09.2025 10:55

Qualifying started at 11:13:15

Pos	No.	Last Name	First Name	Rok	Klub	Moto	Class	Laps	n Lap	Best Tm	Diff
1	87	FOJTÍK	PETR	1987	ZAJEČOV		MX1	7	5	1:36.733	
2	107	JANDA	MATYÁŠ	2000	DOLNÍ LUKAVICE	HONDA	MX1	7	4	1:37.100	0.367
3	595	ŽIPAJ	TOMÁŠ	1997	PLANÁ	SUZUKI	MX1	6	4	1:39.222	2.489
4	161	BULÍK	PETR	1989	KAZNĚJOV	KAWASAKI	MX1	6	2	1:39.453	2.720
5	524	UBL	MICHAL	2005	LESANKA	GAS GAS	MX2	2	2	1:40.101	3.368
6	95	ZELINKA	JAKUB	1995	VRANOVICE	HONDA	MX1	7	3	1:42.773	6.040
7	474	TOMÁŠEK	LUKÁŠ	1994	PŘEŠTICE	KAWASAKI	MX1	6	2	1:43.107	6.374
8	641	ACHBERGER	MARTIN	1991	HORŠOVSKÝ TÝN	SUZUKI	MX1	6	4	1:44.388	7.655
9	12	GÖRGES	DAVID	1995	ČIŽICE	YAMAHA	MX2	6	3	1:45.097	8.364
10	24	ŠTOCHL	MICHAL	1986	ROKYCANY	HONDA	MX1	6	2	1:47.366	10.633
11	216	LANGMAJER	DANIEL	1998	DNEŠICE	HONDA	MX1	6	2	1:48.677	11.944
12	867	MOUCHA	ROMAN	1988	KYNŠPERK NAD OHŘÍ		MX1	6	2	1:48.745	12.012
13	115	ZADRAŽIL	JAROSLAV	1986	HORŠOVSKÝ TÝN	SUZUKI	MX1	6	5	1:50.899	14.166

ČESKÝ POHÁR MX 2025

MX1

Horšovský Týn 1,600 km

Kvalifikace

20.09.2025 10:55

Qualifying started at 11:13:15

Lap	Lap Tm	Diff	Time of Day
-----	--------	------	-------------

(87) PETR FOJTÍK

1	1:47.165	+10.432	11:15:13.886
2	1:38.733	+2.000	11:16:52.619
3	1:37.168	+0.435	11:18:29.787
4	1:50.875	+14.142	11:20:20.662
5	1:36.733		11:21:57.395
6	1:53.355	+16.622	11:23:50.750
7	2:39.964	+1:03.231	11:26:30.714

(107) MATYÁŠ JANDA

1	1:45.435	+8.335	11:15:09.213
2	1:37.326	+0.226	11:16:46.539
3	1:52.667	+15.567	11:18:39.206
4	1:37.100		11:20:16.306
5	1:50.783	+13.683	11:22:07.089
6	1:57.105	+20.005	11:24:04.194
7	1:37.962	+0.862	11:25:42.156

(595) TOMÁŠ ŽIPAJ

1	2:21.934	+42.712	11:15:56.649
2	1:39.796	+0.574	11:17:36.445
3	2:11.587	+32.365	11:19:48.032
4	1:39.222		11:21:27.254
5	1:55.139	+15.917	11:23:22.393
6	1:46.112	+6.890	11:25:08.505

(161) PETR BULÍK

1	1:56.406	+16.953	11:15:43.953
2	1:39.453		11:17:23.406
3	1:39.481	+0.028	11:19:02.887
4	2:01.901	+22.448	11:21:04.788
5	2:05.143	+25.690	11:23:09.931
6	3:00.484	+1:21.031	11:26:10.415

(524) MICHAL UBL

1	1:43.499	+3.398	11:15:16.272
2	1:40.101		11:16:56.373

(95) JAKUB ZELINKA

1	1:52.962	+10.189	11:15:20.949
2	1:42.832	+0.059	11:17:03.781
3	1:42.773		11:18:46.554
4	1:43.784	+1.011	11:20:30.338
5	1:44.074	+1.301	11:22:14.412
6	1:43.736	+0.963	11:23:58.148
7	1:43.640	+0.867	11:25:41.788

(474) LUKÁŠ TOMÁŠEK

1	1:55.544	+12.437	11:15:45.752
2	1:43.107		11:17:28.859
3	1:44.340	+1.233	11:19:13.199
4	1:53.029	+9.922	11:21:06.228
5	1:43.509	+0.402	11:22:49.737
6	1:59.976	+16.869	11:24:49.713

(641) MARTIN ACHBERGER

1	1:46.853	+2.465	11:15:23.503
2	1:46.697	+2.309	11:17:10.200
3	2:31.009	+46.621	11:19:41.209
4	1:44.388		11:21:25.597
5	1:45.269	+0.881	11:23:10.866
6	2:25.422	+41.034	11:25:36.288

(12) DAVID GÖRGES

1	2:16.975	+31.878	11:16:00.001
---	----------	---------	--------------

Lap	Lap Tm	Diff	Time of Day
-----	--------	------	-------------

2	2:04.550	+19.453	11:18:04.551
3	1:45.097		11:19:49.648
4	1:56.952	+11.855	11:21:46.600
5	1:52.846	+7.749	11:23:39.446
6	2:12.066	+26.969	11:25:51.512

(24) MICHAL ŠTOCHL

1	1:57.779	+10.413	11:15:27.080
2	1:47.366		11:17:14.446
3	2:08.028	+20.662	11:19:22.474
4	1:49.154	+1.788	11:21:11.628
5	2:16.013	+28.647	11:23:27.641
6	1:50.259	+2.893	11:25:17.900

(216) DANIEL LANGMAJER

1	1:54.599	+5.922	11:15:46.413
2	1:48.677		11:17:35.090
3	1:50.998	+2.321	11:19:26.088
4	1:49.190	+0.513	11:21:15.278
5	1:50.586	+1.909	11:23:05.864
6	1:50.689	+2.012	11:24:56.553

(867) ROMAN MOUCHA

1	1:57.764	+9.019	11:15:33.275
2	1:48.745		11:17:22.020
3	1:52.200	+3.455	11:19:14.220
4	1:52.903	+4.158	11:21:07.123
5	1:52.386	+3.641	11:22:59.509
6	1:53.679	+4.934	11:24:53.188

(115) JAROSLAV ZADRAŽIL

1	1:52.674	+1.775	11:15:52.410
2	1:51.497	+0.598	11:17:43.907
3	1:51.379	+0.480	11:19:35.286
4	1:51.530	+0.631	11:21:26.816
5	1:50.899		11:23:17.715
6	1:52.550	+1.651	11:25:10.265

Chief of Timing & Scoring

Race Director

Orbits

www.cobratime.cz

ČESKÝ POHÁR MX 2025

Sorted on best lap time

MX2

Horšovský Týn 1,600 km

Kvalifikace

20.09.2025 10:40

Qualifying started at 10:59:33

Pos	No.	Last Name	First Name	Rok	Klub	Moto	Class	Laps	n Lap	Best Tm	Diff
1	537	KUČEŘÍK	DOMINIK	2006	TACHOV	KTM	MX2	6	5	1:37.057	
2	524	UBL	MICHAL	2005	LESANKA	GAS GAS	MX2	6	6	1:38.337	1.280
3	123	ŠLAJS	JAN	2005	CHUDENICE	HUSQVARNA	MX2	6	2	1:41.979	4.922
4	810	STROHSCHNEIDER	MAREK	2004	SULISLAV	YAMAHA	MX2	6	3	1:42.861	5.804
5	28	KINDL	NICO	2008	GERMANY	KTM	MX2	6	5	1:43.234	6.177
6	209	HOUDEK	MARTIN	2009	ČEMINY	KTM	MX2	6	5	1:43.239	6.182
7	511	ŘÍHA	JAKUB	2011	BOR	KTM	MX2	6	6	1:44.476	7.419
8	12	GÖRGES	DAVID	1995	ČIŽICE	YAMAHA	MX2	5	4	1:44.643	7.586
9	115	SADÍLEK	JAN	1995	ŠANOV	KAWASAKI	MX2	6	3	1:45.524	8.467
10	170	STANĚK	JAROSLAV	1988	HORAŽDOVICE	YAMAHA	MX2	6	3	1:47.291	10.234
11	17	ŠPRINGER	MATĚJ	2003	BLUE SMOKE / DNEŠICE	HONDA	MX2	6	2	1:50.213	13.156
12	3	DUCHOŇ	JAKUB	2006	PÍSEK	KAWASAKI	MX2	5	2	1:51.398	14.341
13	79	PEKÁRNA	DANIEL	1995	PŘEŠTICE	HONDA	MX2	6	4	1:51.743	14.686
14	96	KOMÁREK	FILIP	2008	BLÍŽEJOV		MX2	5	2	1:53.549	16.492
15	217	ŠEDA	FILIP	2008	MIROVICE	YAMAHA	MX2	5	2	1:55.185	18.128

Chief of Timing & Scoring

Orbits

Race Director

www.cobratime.cz

ČESKÝ POHÁR MX 2025

MX2

Horšovský Týn 1,600 km

Kvalifikace

20.09.2025 10:40

Qualifying started at 10:59:33

Lap	Lap Tm	Diff	Time of Day
(537) DOMINIK KUČEŘÍK			
1	1:58.633	+21.576	11:01:50.904
2	1:52.939	+15.882	11:03:43.843
3	1:38.545	+1.488	11:05:22.388
4	1:59.528	+22.471	11:07:21.916
5	1:37.057		11:08:58.973
6	1:56.954	+19.897	11:10:55.927

Lap	Lap Tm	Diff	Time of Day
(524) MICHAL UBL			
1	1:51.355	+13.018	11:01:29.962
2	1:40.094	+1.757	11:03:10.056
3	1:39.881	+1.544	11:04:49.937
4	1:55.939	+17.602	11:06:45.876
5	1:45.521	+7.184	11:08:31.397
6	1:38.337		11:10:09.734

Lap	Lap Tm	Diff	Time of Day
(123) JAN ŠLAJS			
1	2:00.567	+18.588	11:01:53.777
2	1:41.979		11:03:35.756
3	2:05.701	+23.722	11:05:41.457
4	1:42.455	+0.476	11:07:23.912
5	2:37.571	+55.592	11:10:01.483
6	1:43.207	+1.228	11:11:44.690

Lap	Lap Tm	Diff	Time of Day
(810) MAREK STROHSCHNEIDER			
1	1:44.886	+2.025	11:01:34.922
2	1:45.061	+2.200	11:03:19.983
3	1:42.861		11:05:02.844
4	2:06.197	+23.336	11:07:09.041
5	1:45.902	+3.041	11:08:54.943
6	1:43.490	+0.629	11:10:38.433

Lap	Lap Tm	Diff	Time of Day
(28) NICO KINDL			
1	1:49.463	+6.229	11:01:33.727
2	1:44.131	+0.897	11:03:17.858
3	1:56.211	+12.977	11:05:14.069
4	1:48.842	+5.608	11:07:02.911
5	1:43.234		11:08:46.145
6	2:01.797	+18.563	11:10:47.942

Lap	Lap Tm	Diff	Time of Day
(209) MARTIN HOUDEK			
1	2:02.475	+19.236	11:02:22.322
2	1:44.850	+1.611	11:04:07.172
3	1:43.419	+0.180	11:05:50.591
4	2:04.219	+20.980	11:07:54.810
5	1:43.239		11:09:38.049
6	2:04.938	+21.699	11:11:42.987

Lap	Lap Tm	Diff	Time of Day
(511) JAKUB ŘÍHA			
1	1:50.135	+5.659	11:01:31.559
2	1:44.661	+0.185	11:03:16.220
3	1:45.232	+0.756	11:05:01.452
4	2:05.848	+21.372	11:07:07.300
5	1:44.533	+0.057	11:08:51.833
6	1:44.476		11:10:36.309

Lap	Lap Tm	Diff	Time of Day
(12) DAVID GÖRGES			
1	2:10.659	+26.016	11:02:14.423
2	1:45.056	+0.413	11:03:59.479
3	2:19.266	+34.623	11:06:18.745
4	1:44.643		11:08:03.388
5	2:24.713	+40.070	11:10:28.101

Lap	Lap Tm	Diff	Time of Day
(115) JAN SADÍLEK			
1	2:05.446	+19.922	11:02:03.624

Lap	Lap Tm	Diff	Time of Day
2	2:13.097	+27.573	11:04:16.721
3	1:45.524		11:06:02.245
4	2:07.709	+22.185	11:08:09.954
5	1:45.671	+0.147	11:09:55.625
6	2:14.738	+29.214	11:12:10.363

Lap	Lap Tm	Diff	Time of Day
(170) JAROSLAV STANĚK			
1	1:56.875	+9.584	11:02:33.422
2	1:48.371	+1.080	11:04:21.793
3	1:47.291		11:06:09.084
4	1:49.806	+2.515	11:07:58.890
5	2:08.128	+20.837	11:10:07.018
6	1:48.030	+0.739	11:11:55.048

Lap	Lap Tm	Diff	Time of Day
(17) MATĚJ ŠPRINGER			
1	1:59.939	+9.726	11:02:05.230
2	1:50.213		11:03:55.443
3	2:03.057	+12.844	11:05:58.500
4	1:51.245	+1.032	11:07:49.745
5	2:11.118	+20.905	11:10:00.863
6	1:50.925	+0.712	11:11:51.788

Lap	Lap Tm	Diff	Time of Day
(3) JAKUB DUCHOŇ			
1	1:53.538	+2.140	11:02:54.512
2	1:51.398		11:04:45.910
3	1:52.761	+1.363	11:06:38.671
4	1:54.804	+3.406	11:08:33.475
5	1:51.696	+0.298	11:10:25.171

Lap	Lap Tm	Diff	Time of Day
(79) DANIEL PEKÁRNA			
1	2:10.495	+18.752	11:02:16.517
2	1:56.635	+4.892	11:04:13.152
3	1:53.486	+1.743	11:06:06.638
4	1:51.743		11:07:58.381
5	1:52.827	+1.084	11:09:51.208
6	1:59.161	+7.418	11:11:50.369

Lap	Lap Tm	Diff	Time of Day
(96) FILIP KOMÁREK			
1	1:54.459	+0.910	11:02:45.944
2	1:53.549		11:04:39.493
3	1:53.558	+0.009	11:06:33.051
4	2:01.475	+7.926	11:08:34.526
5	1:57.626	+4.077	11:10:32.152

Lap	Lap Tm	Diff	Time of Day
(217) FILIP ŠEDA			
1	1:55.458	+0.273	11:02:58.357
2	1:55.185		11:04:53.542
3	1:59.483	+4.298	11:06:53.025
4	1:58.549	+3.364	11:08:51.574
5	2:01.850	+6.665	11:10:53.424

Chief of Timing & Scoring

Race Director

Orbits

www.cobratime.cz

MX1

Horšovský Týn 1,600 km

Volný trénink

20.09.2025 08:15

Practice started at 8:37:56

Pos	No.	Last Name	First Name	Rok	Klub	Moto	Class	Laps	n Lap	Best Tm	Diff
1	107	JANDA	MATYÁŠ	2000	DOLNÍ LUKAVICE	HONDA	MX1	8	6	1:40.009	
2	161	BULÍK	PETR	1989	KAZNĚJOV	KAWASAKI	MX1	7	7	1:44.203	4.194
3	474	TOMÁŠEK	LUKÁŠ	1994	PŘEŠTICE	KAWASAKI	MX1	7	6	1:44.922	4.913
4	595	ŽIPAJ	TOMÁŠ	1997	PLANÁ	SUZUKI	MX1	7	4	1:45.637	5.628
5	123	ŠLAJS	JAN	2005	CHUDENICE	HUSQVARNA	MX2	4	4	1:46.664	6.655
6	170	STANĚK	JAROSLAV	1988	HORAŽDOVICE	YAMAHA	MX2	6	3	1:50.484	10.475
7	24	ŠTOCHL	MICHAL	1986	ROKYCANY	HONDA	MX1	7	6	1:53.359	13.350
8	641	ACHBERGER	MARTIN	1991	HORŠOVSKÝ TÝN	SUZUKI	MX1	6	2	1:54.633	14.624
9	115	ZADRAŽIL	JAROSLAV	1986	HORŠOVSKÝ TÝN	SUZUKI	MX1	6	3	1:57.271	17.262
10	461	BENEDA	RADEK	1973	DOMAŽLICE	KAWASAKI	VET50+	6	3	2:01.682	21.673

ČESKÝ POHÁR MX 2025

MX1

Horšovský Týn 1,600 km

Volný trénink

20.09.2025 08:15

Practice started at 8:37:56

Lap	Lap Tm	Diff	Time of Day
(107) MATYÁŠ JANDA			
1	1:56.109	+16.100	8:39:52.560
2	1:44.794	+4.785	8:41:37.354
3	1:41.755	+1.746	8:43:19.109
4	1:48.870	+8.861	8:45:07.979
5	1:47.691	+7.682	8:46:55.670
6	1:40.009		8:48:35.679
7	1:44.205	+4.196	8:50:19.884
8	1:47.900	+7.891	8:52:07.784

Lap	Lap Tm	Diff	Time of Day
(161) PETR BULÍK			
1	2:01.296	+17.093	8:40:20.163
2	1:47.420	+3.217	8:42:07.583
3	1:45.630	+1.427	8:43:53.213
4	1:45.530	+1.327	8:45:38.743
5	1:45.133	+0.930	8:47:23.876
6	1:55.140	+10.937	8:49:19.016
7	1:44.203		8:51:03.219

Lap	Lap Tm	Diff	Time of Day
(474) LUKÁŠ TOMÁŠEK			
1	2:06.118	+21.196	8:40:12.754
2	1:52.620	+7.698	8:42:05.374
3	1:46.923	+2.001	8:43:52.297
4	1:48.783	+3.861	8:45:41.080
5	1:45.356	+0.434	8:47:26.436
6	1:44.922		8:49:11.358
7	2:04.449	+19.527	8:51:15.807

Lap	Lap Tm	Diff	Time of Day
(595) TOMÁŠ ŽIPAJ			
1	2:08.955	+23.318	8:40:08.879
2	1:54.692	+9.055	8:42:03.571
3	1:54.144	+8.507	8:43:57.715
4	1:45.637		8:45:43.352
5	1:46.610	+0.973	8:47:29.962
6	1:50.337	+4.700	8:49:20.299
7	1:45.707	+0.070	8:51:06.006

Lap	Lap Tm	Diff	Time of Day
(123) JAN ŠLAJS			
1	2:04.185	+17.521	8:40:36.305
2	1:47.126	+0.462	8:42:23.431
3	3:01.134	+1:14.470	8:45:24.565
4	1:46.664		8:47:11.229

Lap	Lap Tm	Diff	Time of Day
(170) JAROSLAV STANĚK			
1	2:28.541	+38.057	8:40:38.234
2	1:52.623	+2.139	8:42:30.857
3	1:50.484		8:44:21.341
4	2:03.436	+12.952	8:46:24.777
5	2:10.490	+20.006	8:48:35.267
6	1:54.528	+4.044	8:50:29.795

Lap	Lap Tm	Diff	Time of Day
(24) MICHAL ŠTOCHL			
1	2:10.361	+17.002	8:40:18.269
2	1:59.867	+6.508	8:42:18.136
3	1:59.860	+6.501	8:44:17.996
4	2:00.323	+6.964	8:46:18.319
5	2:03.993	+10.634	8:48:22.312
6	1:53.359		8:50:15.671
7	2:21.844	+28.485	8:52:37.515

Lap	Lap Tm	Diff	Time of Day
(641) MARTIN ACHBERGER			
1	2:00.965	+6.332	8:40:04.192
2	1:54.633		8:41:58.825
3	2:16.345	+21.712	8:44:15.170
4	2:23.717	+29.084	8:46:38.887

Lap	Lap Tm	Diff	Time of Day
5	2:26.463	+31.830	8:49:05.350
6	2:33.910	+39.277	8:51:39.260

Lap	Lap Tm	Diff	Time of Day
(115) JAROSLAV ZADRAŽIL			
1	2:05.433	+8.162	8:40:43.386
2	1:57.503	+0.232	8:42:40.889
3	1:57.271		8:44:38.160
4	2:00.484	+3.213	8:46:38.644
5	2:04.437	+7.166	8:48:43.081
6	2:04.535	+7.264	8:50:47.616

Lap	Lap Tm	Diff	Time of Day
(461) RADEK BENEDA			
1	2:12.188	+10.506	8:40:31.642
2	2:11.409	+9.727	8:42:43.051
3	2:01.682		8:44:44.733
4	2:02.584	+0.902	8:46:47.317
5	2:03.198	+1.516	8:48:50.515
6	2:03.435	+1.753	8:50:53.950

Chief of Timing & Scoring

Race Director

Orbits

www.cobratime.cz

MX2

Horšovský Týn 1,600 km

Volný trénink

20.09.2025 08:00

Practice started at 8:20:58

Pos	No.	Last Name	First Name	Rok	Klub	Moto	Class	Laps	n Lap	Best Tm	Diff
1	537	KUČEŘÍK	DOMINIK	2006	TACHOV	KTM	MX2	8	7	1:40.968	
2	524	UBL	MICHAL	2005	LESANKA	GAS GAS	MX2	7	6	1:41.244	0.276
3	511	ŘÍHA	JAKUB	2011	BOR	KTM	MX2	8	7	1:45.323	4.355
4	123	ŠLAJS	JAN	2005	CHUDENICE	HUSQVARNA	MX2	7	7	1:46.319	5.351
5	28	KINDL	NICO	2008	GERMANY	KTM	MX2	7	7	1:48.056	7.088
6	810	STROHSCHNEIDER	MAREK	2004	SULISLAV	YAMAHA	MX2	7	7	1:48.098	7.130
7	209	HOUDEK	MARTIN	2009	ČEMINY	KTM	MX2	7	6	1:49.989	9.021
8	132	BABIC	ROBERT	1979	ŽIHLE	HONDA	VET40+	7	6	1:51.092	10.124
9	170	STANĚK	JAROSLAV	1988	HORAŽDOVICE	YAMAHA	MX2	2	2	1:53.658	12.690
10	3	DUCHOŇ	JAKUB	2006	PÍSEK	KAWASAKI	MX2	7	4	1:55.623	14.655
11	96	KOMÁREK	FILIP	2008	BLÍŽEJOV		MX2	7	6	1:57.179	16.211
12	217	ŠEDA	FILIP	2008	MIROVICE	YAMAHA	MX2	7	5	1:57.872	16.904

MX2

Horšovský Týn 1,600 km

Volný trénink

20.09.2025 08:00

Practice started at 8:20:58

Pos	No.	Last Name	First Name	Rok	Klub	Moto	Class	Laps	n Lap	Best Tm	Diff
1	537	KUČEŘÍK	DOMINIK	2006	TACHOV	KTM	MX2	8	7	1:40.968	
2	524	UBL	MICHAL	2005	LESANKA	GAS GAS	MX2	7	6	1:41.244	0.276
3	511	ŘÍHA	JAKUB	2011	BOR	KTM	MX2	8	7	1:45.323	4.355
4	123	ŠLAJS	JAN	2005	CHUDENICE	HUSQVARNA	MX2	7	7	1:46.319	5.351
5	28	KINDL	NICO	2008	GERMANY	KTM	MX2	7	7	1:48.056	7.088
6	810	STROHSCHNEIDER	MAREK	2004	SULISLAV	YAMAHA	MX2	7	7	1:48.098	7.130
7	209	HOUDEK	MARTIN	2009	ČEMINY	KTM	MX2	7	6	1:49.989	9.021
8	132	BABIC	ROBERT	1979	ŽIHLE	HONDA	VET40+	7	6	1:51.092	10.124
9	170	STANĚK	JAROSLAV	1988	HORAŽDOVICE	YAMAHA	MX2	2	2	1:53.658	12.690
10	3	DUCHOŇ	JAKUB	2006	PÍSEK	KAWASAKI	MX2	7	4	1:55.623	14.655
11	96	KOMÁREK	FILIP	2008	BLÍŽEJOV		MX2	7	6	1:57.179	16.211
12	217	ŠEDA	FILIP	2008	MIROVICE	YAMAHA	MX2	7	5	1:57.872	16.904